

The types of Recent and certain fossil opisthobranch molluscs in the Muséum national d'Histoire naturelle, Paris

Ángel VALDÉS & Virginie HÉROS

Laboratoire de Biologie des Invertébrés Marins et Malacologie,
Muséum national d'Histoire naturelle,
55 rue de Buffon, F-75231 Paris cedex 05 (France)
malaco@mnhn.fr
avaldes@casmal.calacademy.org

Valdés Á. & Héros V. 1998. — The types of Recent and certain fossil opisthobranch molluscs in the Muséum national d'Histoire naturelle, Paris. *Zoosystema* 20 (4): 695-742.

ABSTRACT

Three hundred and fifty seven lots of Recent and certain fossil opisthobranch mollusc type-specimens deposited in the Laboratoire des Invertébrés Marins et Malacologie of the Muséum national d'Histoire naturelle (MNHN) are catalogued by original binomen and arranged alphabetically within families. Most of the fossil type specimens are housed in the Laboratoire de Paléontologie, and therefore are not included in this catalogue. The essential bibliographical, geographical and taxonomic information is provided for each taxon.

KEY WORDS

type specimens,
opisthobranchs,
Mollusca,
MNHN, Paris.

RÉSUMÉ

Les types actuels et de quelques fossiles de mollusques opisthobranches du Muséum national d'Histoire naturelle, Paris. Trois cent cinquante-sept types d'opisthobranches actuels et quelques fossiles déposés au Laboratoire de Biologie des Invertébrés Marins et Malacologie du Muséum national d'Histoire naturelle (MNHN) ont été identifiés et listés par ordre alphabétique d'espèces à l'intérieur de chaque famille. La plupart des types fossiles se trouvent au Laboratoire de Paléontologie et ne sont pas mentionnés dans cette liste. Les principales références bibliographiques, géographiques et taxonomiques accompagnent chaque porte-nom.

MOTS CLÉS

types,
opisthobranches,
Mollusca,
MNHN, Paris.

INTRODUCTION

In recent years, opisthobranch systematists have become increasingly interested in examining type material as part of their research. However, the scarcity of updated museum opisthobranch type catalogues make this task arduous and time consuming. Most museum opisthobranch type collections consist of historically important specimens for which the identification of type specimens, and the determination of their status, is usually difficult to resolve with certainty. Often, old type specimens remain unrecognized in the general collections, which may house types of species not expected to be present at that museum.

The objective of this paper is to document the present collection and scope of the Recent and certain fossil opisthobranch name-bearing type specimens in the Muséum national d'Histoire naturelle of Paris (MNHN). This will facilitate future systematic research based on this material.

A BRIEF HISTORY OF THE COLLECTIONS

The Muséum national d'Histoire naturelle in Paris (MNHN) was founded in 1793, and shortly thereafter, the first opisthobranch type specimens were deposited in its collections. The earliest major collections extant are those of the French expeditions to exotic countries, carried out during the early nineteenth century (l'*Astrolabe*, l'*Uranie*, Savigny expedition to Egypt, d'Orbigny expedition to South America, Péron expeditions to the Indo-Pacific), described by the French classic authors: G. Cuvier, J. C. Quoy & J. P. Gaimard, J. V. Audouin, A. de Férussac, P. S. Rang, A. d'Orbigny, L. F. A. Souleyet.

In the second half of the nineteenth century, and the beginning of the twentieth century, the French carried out a significant collecting effort in their colonies in the Caribbean, Africa, Eastern Asia and South-West Pacific. This material, added to MNHN collections, was also mainly described by French authors (G. Deshayes, L. Morlet, A. T. de Rochebrune, P. Fischer). At about the same time, L. Morlet and H. Crosse described several opisthobranch fossil species

whose types are now in MNHN, and new oceanographic expeditions (*Cap Horn*, *Tinivilleur* et *Talisman*, *Digue* expedition to Baja California, French Antarctic expeditions, Gravier Expedition to Djibouti) were an additional source of type specimens, mostly described by A. Locard, P. Fischer, J. B. M. Vayssière and J. Risbec.

During the First and Second World Wars, unlike several natural history museums in Europe, the MNHN collections remained untouched. In these and in the following years, many type specimens were added as a result of the work of A. Pruvot-Fol who described material collected abroad and from the French coasts. However the types of many species that she described could never be found, possibly because the specimens were discarded after dissection; the extant material is mostly that of formal expeditions or museum holdings that were entrusted to her for description. Material from the *Calypso* expeditions was also described by Ev. Marcus. In the late 1950s, the Fischer family shared the property of *Journal de Conchyliologie*, E. Fischer-Piette, then professor and director of the Laboratoire de Malacologie, donated the type collection of the *Journal*, containing a number of opisthobranch types. At that time, the Muséum type collections were stored in high glass containers, at the Galerie de Zoologie, the main exhibit building. When this gallery was closed to the public in 1965 the collections remained there, and many specimens went dry, or were otherwise damaged. A new age in the MNHN opisthobranch collection, characterized by the internationalization of the scope of the type collection, started with the arrival of P. Bouchet on the staff in 1975. He not only added his own types, but also was instrumental in encouraging authors from other countries to deposit their type specimens in MNHN. Many significant types of European and African species were contributed through the Spanish school (J. A. Ortea, J. C. García-Gómez, and others), and Indo-Pacific material collected by French scientists were described by W. B. Rudman (some of them still on extended loan). In 1985, the MNHN scientific collections were moved to a new, large underground storage building, and the type specimens of Recent and certain fossil molluscs were separated and placed in

a repository in the Laboratoire de Biologie des Invertébrés Marins et Malacologie. However, the opisthobranch collection still remained in need of curation for several years. The older type specimens were stored together with other material in antiquated fashion, and no longer suitable containers, and it was difficult to find specific lots. In fact, there are some examples in the recent literature of type specimens considered lost (Wägele 1985, 1990) that have recently appeared. For this reason, the first author of this paper was kindly invited in 1995 to work at MNHN as an assistant curator, to reorganize the opisthobranch collection, and separate the type specimens. This task, carried out in collaboration with the second author, was concluded during another short-term stay in 1997, with the final separation and inventory of all type specimens. During this work, we have also found several types of species described by authors whose type material was not expected to be in MNHN. Some of them are replacement names, names introduced under the Article 70c (ICZN 1985), or specimens apparently borrowed by A. Vayssière from other institutions, never returned and later deposited at MNHN.

TYPE CATALOGUE

The catalogue of Recent and certain fossil types of opisthobranch molluscs in MNHN covers three hundred and fifty-three lots of name-bearing type specimens. However, it does not include most of the fossil species in MNHN which are stored in the Laboratoire de Paléontologie (e.g. the Cossmann collection).

This catalogue is restricted to name-bearing types: holotypes, lectotypes, neotypes and syntypes. Other type lots (paratypes and paralectotypes) are in (or will be transferred to) the general collection, and are only included in the catalogue as accessory material of the name-bearing types. All type specimens are listed by species-group names and arranged alphabetically within families. To facilitate the search, the complete list of names, arranged alphabetically, indicating the family, higher category taxa and page number where each name has been placed is included. When the same lot is the type of two different

species-group names, they are listed separately, unless if they are identically spelled. The essential taxonomic, geographical and bibliographical information is provided for each species-group name. These data include the name of the species cited exactly as published in the original description, the author, date and bibliographic reference, the type locality as originally printed and its modern geographical equivalent, the category and number of specimens, state of conservation, accessory material (e.g. photographs, microscopy slides, spawn or food of the specimens, paratypes and paralectotypes), and the name of the collector when it is known. The old geographic names, no longer used, are printed between quotation marks. The names of large geographic areas, countries or archipelagos are translated into English, but other names are printed in their local spelling. The state of conservation includes two main items: "specimen", which refers to specimens conserved in alcohol complete of soft parts, and "shell", when only a shell remain in the dry collection. When the type specimen held is also known to be originally or subsequently figured it is indicated. All shells (with the exception of four nominal species catalogued while the paper was already in press) are illustrated, even if they have been previously figured. Figured specimens are individually identified in the collection. Short remarks with the currently accepted taxonomic status of the species, lectotype designations, status as type species of genus-group names, or any other useful information are given. No attempt has been made to list the synonyms of each species, but opinions on the taxonomic status of several names have been included (only when they are based in the examination of the type material or are derived from an exhaustive revision). All names have been grouped in families on the basis of available literature. When it was not possible we have been obliged to adopt our own view, which obviously requires confirmation by further studies. This is not a critical review of the material, but merely is an attempt to make its usage easier.

The families are enumerated in the order of the classification followed by Rudman & Willan (1998), with nomenclatural adjustments (Bouchet & Rocroi, pers. comm.).

CEPHALASPIDEA

Family ACTEONIDAE d'Orbigny, 1842

azoricens. *Actaeon azoricus* Locard, 1897: 85-87, pl. 3, figs 8-11. Type locality: *Talisman* (1883) Expedition, stn 126, 38°37'N - 28°21'W, between Pico and S. Jorge, Azores, 1258 m. HOLOTYPE (by monotypy, figured by Locard, 1897, pl. 3, figs 8-11): shell (Fig. 1A).

Remarks: This is the type species of the genus *Inopinodon* Bouchet, 1975, by original designation.

maltzani. *Actaeon maltzani* Dautzenberg, 1910: 10, pl. 1, figs 1, 2. Type locality: Baie de Rufisque and Gorée, Senegal. SYNTYPE (figured by Dautzenberg, 1910: pl. 1, figs 1, 2): 1 shell (Fig. 1B). **Remarks:** Dautzenberg (1910) placed *Tornatella senegalensis* Petit de la Saussaye, 1851 in the genus *Actaeon* de Montfort, 1810 (cited as *Actaeon*) and therefore *Actaeon senegalensis* Maltzan, 1885 becomes a junior secondary homonym of *A. senegalensis* (Petit de la Saussaye, 1851). Therefore, Dautzenberg (1910) introduced the replacement name *Actaeon maltzani* for it. This new species was based on Maltzan's material and newly collected specimens studied by Dautzenberg. All of them are syntypes of this species.

morelletorum. *Actaeon morelletorum* Gougerot et Braillon, 1968: 200, pl. 1, fig. 3. Type locality: Barisseuse, France (middle Eocene). HOLOTYPE (by original designation, figured by Gougerot & Braillon pl. 1, fig. 3).

vagabunda. *Tornatella vagabunda* Mabille, 1885: 208. Type locality: Magallanes, Chile. SYNTYPE: 1 shell (Fig. 1C).

Family APLUSTRIDAE Gray, 1847

[= HYDATINIDAE Pilsbry, 1895]

eximia. *Bulla eximia* Deshayes, 1863: 55, 56, pl. 7, figs 23, 24. Type locality: La Réunion (Indian Ocean). SYNTYPES: 3 shells (Fig. 1D).

guamensis. *Bullaea guamensis* Quoy et Gaimard, 1824: 423-425, pl. 66, figs 10-12. Type locality: Agaña, Guam (Pacific Ocean). SYNTYPE: 1 specimen, leg. Quoy and Gaimard. **Remarks:** Pruvot-Fol (1934b) placed this species in the genus *Micromelo* Pilsbry, 1894.

Family RINGICULIDAE Philippi, 1853

admirabilis. *Ringicula admirabilis* Morlet, 1883: 203, 204, pl. 9, fig. 3. Type locality: Mediterranean Sea. SYNTYPE: 1 shell, leg. Morlet (Fig. 1E). **Remarks:** This is the type species of the genus *Plicatru* Nordsieck, 1972, by original designation. According to Ciecone & Savona (1982), this species is a junior synonym of *Ringicula conformis* Monterosato, 1877.

bourgeoisii. *Ringicula bourgeoisii* Morlet, 1878b: 261, 262, pl. 8, fig. 5. Type locality: Pontlevoy, Paulmy, Ferrières l'Arçon, Manthelan (France, middle Miocene), Mandillor (France, early Miocene). SYNTYPES: 3 shells, leg. Crosse (Fig. 1F).

bourguignati. *Ringicula bourguignati* de Rochebrune, 1883: 178. Type locality: Casamance, Senegal. SYNTYPES: 2 shells (Fig. 1G).

caledonica. *Ringicula caledonica* Morlet, 1880: 154, 155, pl. 5, fig. 1. Type locality: "Plage de la Baie Pouen" (= Baie de Pritzbuier), New Caledonia. SYNTYPES: 14 shells, leg. Morlet (Fig. 1H).

crossei. *Ringicula crossei* Morlet, 1878b: 273, 274, pl. 7, fig. 11. Type locality: various localities in central and western Europe (middle and upper Miocene). SYNTYPE: 1 shell, leg. Crosse (Fig. 1I).

gaudryana. *Ringicula gaudryana* Morlet, 1878b: 283, 284, pl. 7, fig. 12. Type locality: various localities in central and western Europe (middle Miocene to Pliocene). SYNTYPE: 1 shell, leg. Crosse (Fig. 1J).

mariei. *Ringicula mariei* Morlet, 1880: 152, 153. Type locality: "Nossibé" (= Nosy Be), Madagascar. SYNTYPES: 9 shells, leg. de Folin (Fig. 2A).

minutula. *Ringicula minutula* Locard, 1897: 89, 90, pl. 14, figs 7-9. Type locality: *Talisman* (1883) Expedition, stn 84, 22°54'N - 17°26'W, off Sahara, 860 m. SYNTYPE: 1 shell (Fig. 2B).

noumeensis. *Ringicula noumeensis* Morlet, 1880: 155, 156, pl. 5, fig. 3. Type locality: Nouméa, New Caledonia. SYNTYPES: 18 shells, leg. Morlet (Fig. 2C).

oehlertiae. *Ringicula oehlertiae* Morlet, 1880:




FIG. 1. — A, holotype of *Actaeon azoricus*, 11.3 mm; B, syntype of *Actaeon maltzani*, 3.1 mm; C, syntype of *Tornatella vagabunda*, 8.2 mm; D, syntype of *Bulla eximia*, 10.2 mm; E, syntype of *Ringicula admirabilis*, 3.6 mm; F, syntype of *Ringicula bourgeoisi*, 3.9 mm; G, syntype of *Ringicula bourguignati*, 4.0 mm; H, syntype of *Ringicula caledonica*, 1.9 mm; I, syntype of *Ringicula crossei*, 3.7 mm; J, syntype of *Ringicula gaudryana*, 7.2 mm.

- 156, 157, pl. 5, fig. 4. Type locality: Seas of China and Japan. SYNTYPES: 3 shells, leg. Morlet and Saint-John (Fig. 2D).
- passieri.** *Ringicula passieri* Morlet, 1880: 157, 158, pl. 5, fig. 5. Type locality: Cap Breton Canyon, Bay of Biscay. SYNTYPE: 1 shell, leg. de Folin (Fig. 2E).
- paulucciae.** *Ringicula paulucciae* Morlet, 1878b: 266, 267, pl. 6, fig. 6, pl. 8, fig. 9. Type locality: Saucats and Dax, France (early Miocene). SYNTYPE: 1 shell, leg. Crosse (Fig. 2F).
- pirulina.** *Ringicula pirulina* Locard, 1897: 87, 88, pl. 14, figs 1-6. Type locality: *Talisman* (1883) Expedition, stn 33, 32°31'N - 09°48'W, off Atlantic coast of Morocco, 1350 m. SYNTYPES: 2 shells (Fig. 2G). **Remarks:** According to Bouchet (1975b), this is a junior synonym of *Ringicula nitida* Verrill, 1874.
- ponteleviensis.** *Ringicula ponteleviensis* Morlet, 1878b: 274, 275, pl. 8, fig. 8. Type locality: various localities in France (middle Miocene). SYNTYPE: 1 shell, leg. Crosse (Fig. 2H).
- pulchella.** *Ringicula pulchella* Morlet [ex Jeffreys MS], 1880: 158, pl. 5, fig. 6. Type locality: Atlantic European. SYNTYPES: 4 shells (Fig. 2I). **Remarks:** This is the type species of the subgenus *Ringiculaeon* Nordsieck (1972) by original designation.
- quadruplicata.** *Ringicula quadruplicata* Morlet, 1878b: 286, 287, pl. 7, fig. 1. Type locality: several localities in Europe (middle and upper Miocene, and lower Pliocene). SYNTYPE: 1 shell, leg. Crosse (Fig. 3A).
- rosildae.** *Ringicula rosildae* Rosso et Saubade, 1985: 305, 306, figs 8-11. Type locality: 14°36'30"N - 17°15'30"W, off Senegal. HOLOTYPE: said to be deposited in MNHN in the original publication, but never presented to the museum.
- roussellae.** *Ringicula roussellae* Rosso et Saubade, 1985: 303, 304, fig. 2. Type locality: 14°22'40"N - 17°09'W, off Senegal. HOLOTYPE: said to be deposited in MNHN in the original publication, but never presented to the museum.
- salleana.** *Ringicula salleana* Morlet, 1880: 153, 154. Type locality: Cap Breton Canyon, Bay of Biscay. SYNTYPE (probably): 1 shell, leg. de Folin (Fig. 3B).
- savignyi.** *Ringicula savignyi* Morlet, 1878a: 117, 118, pl. 5, fig. 1. Type locality: Suez, Egypt (Red Sea). SYNTYPES (one figured by Bouchet & Danrigo 1982, fig. 59): 10 shells, leg. Savigny (Fig. 3C).
- schlumbergeri.** *Ringicula schlumbergeri* Morlet, 1883: 204-206, pl. 9, fig. 4. Type locality: Mediterranean Sea. SYNTYPES: 3 shells, leg. Morlet (Fig. 3D). **Remarks:** According to Ciccone & Savona (1982), this is a junior synonym of *Ringicula conformis* Monterosato, 1877.
- senegalensis.** *Ringicula senegalensis* Morlet, 1883: 202, 203, pl. 9, fig. 2. Type locality: Senegal. SYNTYPES: 2 shells, leg. de Folin (Fig. 3E).
- terquemi.** *Ringicula terquemi* Morlet, 1880: 159, 160, pl. 5, fig. 7. Type locality: "Baie de Smyrne" (= Bay of Izmir), Turkey. SYNTYPES: 5 shells, leg. Terquem (Fig. 3F). **Remarks:** According to Ciccone & Savona (1982), this is a junior synonym of *Ringicula auriculata* (Ménard de la Groye, 1811).
- tournoueri.** *Ringicula tournoueri* Morlet, 1878b: 287, 288, pl. 6, fig. 10. Type locality: various localities in central and western Europe (Neogene). SYNTYPE: 1 shell, leg. Crosse (Fig. 3G).

Family CYLICHNIDAE H. et A. Adams, 1854
[= TORNATINIDAE P. Fischer, 1883]

abyssicola. *Mamillocylichna abyssicola* Bouchet, 1975b: 349, 350, fig. 14. Type locality: *Biacores* Expedition, stn 251, 47°38'N - 08°56'W, Banc de la Chapelle, 3360-3600 m. HOLOTYPE (by original designation): shell (Fig. 4F).

crossei. *Cylichna crossei* Bucquoy, Dautzenberg et Dollfus, 1886: 526, 527, pl. 64, figs 9-11. Type locality: not specified; cited from Canet, France, Viareggio, Italy and Alger. SYNTYPES (One figured by Bucquoy, Dautzenberg & Dollfus 1886: 526: pl. 64, fig. 9): 2 shells from Alger.

imperceptus. *Meloscaphander imperceptus* Bouchet, 1975b: 341-343, figs 9, 10, pl. 3, figs G-H. Type locality: *Talisman* (1883) Expedition, off Mauritania. HOLOTYPE (by original designation, figured by Bouchet,




FIG. 2. — A, syntype of *Ringicula mariei*, 1.7 mm; B, syntype of *Ringicula minutula*, 2.9 mm; C, syntype of *Ringicula noumeensis*, 3.7 mm; D, syntype of *Ringicula oehlertiae*, 3.9 mm; E, syntype of *Ringicula passieri*, 4.2 mm; F, syntype of *Ringicula paulucciae*, 3.4 mm; G, syntype of *Ringicula pirulina*, 6.8 mm; H, syntype of *Ringicula ponteleviensis*, 3.2 mm; I, syntype of *Ringicula pulchella*, 2.7 mm.

- 1975b, pl. 3, fig. H): shell (Fig. 4G) + 1 paratype.
- insperata.** *Bulla insperata* P. Fischer in Locard 1897: 54, 55, pl. 1, figs 19-22. Type locality: *Talisman* (1883) Expedition, stn 76, 25°01'N - 16°55'W, off Sahara, 2638 m. SYNTYPES: 2 specimens (1 of them dissected). **Remarks:** According to Bouchet (1975b), this is a junior subjective synonym of *Scaphander mundus* Watson, 1886.
- lemchei.** *Cylichna lemchei* Bouchet et Warén, 1979: 228, 229, figs 16, 18G, H, J-L. Type locality: *Norbi* Expedition, stn CP02 (64°26'-64°19'N, 01°36'-01°44'E) Norwegian Sea. HOLOTYPE (by original designation, figured by Bouchet & Warén 1979, fig. 18J-L): shell (Fig. 4H).
- millepunctata.** *Bulla millepunctata* Locard, 1897: 52-54, pl. 2, figs 3-6. Type locality: not specified; cited from *Talisman* (1883) Expedition, several stations, off Sahara, Senegal and Azores. SYNTYPES: 1 specimen and 2 shells (Fig. 4I). **Remarks:** This is the type species of the subgenus *Bullocardia* Nordsieck, 1972, by original designation. According to Bouchet (1975b), this is a junior subjective synonym of *Scaphander nabilis* Verrill, 1884.
- mirabilis.** *Tornatina mirabilis* Locard, 1897: 72, 73, pl. 2, figs 20-24. Type locality: *Travailleur* (1882) Expedition, stn 23, 38°21'N - 09°27'W, off Portugal, 2000 m. SYNTYPE: 1 shell (Fig. 5A).
- morelletorum.** *Cylichna morelletorum* Gougerot et Le Renard, 1983: 82, 85, fig. 12. Type locality: Ferme de l'Orme, France (middle Eocene). SYNTYPES: 24 shells.
- olivaefornis.** *Tornatina olivaefornis* Issel, 1869: 171, 172. Type locality: Gulf of Suez, Egypt (Red Sea). SYNTYPE (figured by Savigny 1817, pl. 6, fig. 25 and Bouchet & Danrigal 1982, fig. 56): 1 shell (Fig. 5E).
- petiti.** *Cylichna petiti* Dautzenberg, 1923: 70, 71, fig. text. Type locality: "Fénériver" (= Fenoarivo Atsinanana), Madagascar. HOLOTYPE (by monotypy, figured by Dautzenberg, 1923, fig. text): shell (Fig. 5B).
- pusillina.** *Tornatina pusillina* Locard, 1897: 75-77, pl. 2, figs 29, 30. Type locality: *Travailleur* (1880) Expedition, drag. 2, 43°46'N - 01°55'W, Cantabrian Sea, North of Spain, 1019 m. SYNTYPE: 1 shell (Fig. 5F).
- scaphandroides.** *Roxania scaphandroides* Staadt in Cossmann & Pissarro 1913, pl. 55, fig. 242-12. Type locality: Chenay, France (late Paleocene). HOLOTYPE (by monotypy, figured by Cossmann & Pissarro 1913, pl. 55, fig. 242-12): shell (Fig. 5C).
- villersii.** *Bulla villersii* Audouin, 1826: 39. Type locality: Egypt. SYNTYPES (one figured by Savigny, 1817, pl. 5, fig. 4 and Bouchet & Danrigal 1982, fig. 53): 2 shells (Fig. 5D).
- voluta.** *Bulla voluta* Quoy et Gaimard, 1833: 359, 360, pl. 26, figs 33-35. Type locality: Guam (Pacific Ocean). SYNTYPE: 1 shell, leg. Quoy and Gaimard (Fig. 5G). **Remarks:** Pruvot-Fol (1934b) placed this species in the genus *Acteocina* J. E. Gray, 1847.

Family RETUSIDAE Thiele, 1925

- canariensis.** *Cylichmina canariensis* Nordsieck et García-Talavera, 1979: 178, pl. 44, fig. 46. Type locality: Tenerife, Canary Islands. SYNTYPE: 1 shell (Fig. 5H).
- candidula.** *Cylichna candidula* Locard, 1892: 28. Type locality: Atlantic, coast of France. SYNTYPE: 1 shell (Fig. 5I).
- desgenettii.** *Bulla desgenettii* Audouin, 1826: 39. Type locality: Egypt. SYNTYPES (one figured by Savigny 1817, pl. 5, fig. 6 and Bouchet & Danrigal 1982, fig. 55): 5 shells (Fig. 5J).
- dilatata.** *Retusa dilatata* Pallary, 1904: 215, 216, pl. 7, fig. 8. Type locality: Gulf of Gabès, Tunisia. SYNTYPES: 11 shells (Fig. 5K). **Remarks:** Pallary (1904) selected a 6 mm long shell as the "type" of this species. However, in MNHN collection there are two vials with 4 and 7 shells respectively, all of them similar in length (about 6 mm), which therefore are considered syntypes.
- fourierii.** *Bulla fourierii* Audouin, 1826: 39. Type locality: Egypt. HOLOTYPE (by monotypy, figured by Savigny, 1817, pl. 5, fig. 5 and Bouchet & Danrigal 1982, fig. 54): shell (Fig. 5L).
- girardi.** *Bulla girardi* Audouin, 1826: 39. Type locality: Egypt. HOLOTYPE (by monotypy,



FIG. 3. — A, syntype of *Ringicula quadriplicata*, 8.9 mm; B, probable syntype of *Ringicula salleana*, 5.0 mm; C, syntype of *Ringicula savignyi*, 2.8 mm; D, syntype of *Ringicula schlumbergeri*, 3.1 mm; E, syntype of *Ringicula senegalensis*, 2.3 mm; F, syntype of *Ringicula terquemi*, 1.8 mm; G, syntype of *Ringicula tournoueri*, 4.3 mm; H, syntype of *Bulla australis* de Ferussac, 41.6 mm; I, syntype of *Bulla australis* Quoy et Gaimard, 49.4 mm.



FIG. 4. — A, holotype of *Bulla mongii*, 1.4 mm; B, syntype of *Bulla orbignyana*, 16.1 mm; C, syntype of *Bulla ovoidea*, 13.6 mm; D, syntype of *Haminea perrieri*, 16.4 mm; E, holotype of *Cylichnium waldae*, 28.1 mm; F, holotype of *Mamillocylichna abyssicola*, 2.8 mm; G, holotype of *Meloscaphander imperceptus*, 19.3 mm; H, holotype of *Cylichna lemchei*, 7.1 mm; I, syntype of *Bulla millepunctata*, 41.0 mm.



FIG. 5. — A, syntype of *Tornatina mirabilis*, 2.6 mm; B, holotype of *Cylichna petiti*, 6.5 mm; C, holotype of *Roxania scaphandroides*, 12.9 mm; D, syntype of *Bulla villersii*, 1.3 mm; E, syntype of *Tornatina olivaelormis*, 3.3 mm; F, syntype of *Tornatina pusillina*, 2.0 mm; G, syntype of *Bulla voluta*, 9.7 mm; H, syntype of *Cylichnina canariensis*, 2.6 mm; I, syntype of *Cylichna candidula*, 4.2 mm; J, syntype of *Bulla desgenettii*, 1.7 mm; K, syntype of *Retusa dilatata*, 5.7 mm; L, holotype of *Bulla fourrieri*, 2.5 mm.

figured by Savigny 1817, pl. 5, fig. 3 and Bouchet & Danrigal 1982, fig. 52): shell (Fig. 6A). **Remarks:** This is the type species of the genus *Bullina* Risso in Audouin 1826, by monotypy.

simplex. *Bulla simplex* Locard, 1897: 55-57, pl. 2, figs 7-9. Type locality: *Talisman* (1883) Expedition, stn 75, 25°01'N - 16°53'W, off Sahara, 2325-2518 m. SYNTYPES: 8 shells (Fig. 6B).

Remarks: Bouchet (1975b) transferred this species to the genus *Relichna* Rudman, 1971.

tenerifensis. *Cylichnina tenerifensis* Nordsieck et García-Talavera, 1979: 177, 178, pl. 44, fig. 45. Type locality: Tenerife, Canary Islands. SYNTYPE: 1 shell (Fig. 6C). **Remarks:** In the caption of the fig. 45 the name of this species is spelled *Cylichnina teneriffae*.

truncatella. *Cylichna truncatella* Locard, 1886: 533-534. Type locality: Cannes, France. SYNTYPES: 3 shells (Fig. 6D). **Remarks:** According to Lemche (1948), this is a junior subjective synonym of *Retusa truncatula* (Bruguière, 1792).

Family PHILINIDAE J. E. Gray, 1850

azorica. *Philine azorica* Bouchet, 1975b: 353, 354, fig. 17, pl. 4, figs F, I. Type locality: *Biaçores* Expedition, stn 167, 37°46'N - 25°48'W, off Azores, São Miguel, 140 m. HOLOTYPE (by original designation, figured by Bouchet 1975b, fig. 17, pl. 4, figs F, I): specimen (dried) + shell (Fig. 6E) and dried fragments.

milneedwardsi. *Philine milneedwardsi* Locard, 1897: 35-37, pl. 1, figs 7-9. Type locality: *Talisman* (1883) Expedition, stn 107, "Rade de Porte Grande" (= Porto Grande), São Vicente, Cape Verde Islands, 75-90 m. SYNTYPES: 2 shells (Fig. 6F).

monilifera. *Philine monilifera* Bouchet, 1975b: 354-356, fig. 18, pl. 4, figs D, E. Type locality: *Biaçores* Expedition, stn 41, 37°43'N - 29°04'W, off Azores, Princesse Alice Bank, 450-475 m. HOLOTYPE (by original designation): shell (Fig. 6G) + dried fragments.

Family AGLAJIDAE Pilsbry, 1895

hirundinina. *Bulla hirundinina* Quoy et

Gaimard, 1833: 367-369, pl. 26, figs 20-25. Type locality: "Îlots aux Cerfs", "Île de France" (= Mauritius), Indian Ocean. SYNTYPES: 4 specimens (1 of them dissected), leg. Quoy and Gaimard. **Remarks:** This is the type species of the genus *Chelidomura* A. Adams, 1850, by monotypy.

quinza. *Aglaja quinza* Ev. Marcus, 1979: 132, 133, figs 1-4. Type locality: *Calypso* Expedition, stn 115, 23°56'S - 44°17'W, between Rio de Janeiro and Santos, Brazil, 23 m. HOLOTYPE (by monotypy, figured by Ev. Marcus 1979, figs 1-4): specimen (dissected) + shell and male organ slides.

seurati. *Doridium seurati* Vayssière, 1926: 125-128, pl. 13. Type locality: "près de la Skhirra" (= near Sakhira), Gulf of Gabès, Tunisia. SYNTYPES: 11 specimens. **Remarks:** Rudman (1972a) placed this species in the genus *Melanochlamys* Cheeseman, 1881.

Family HAMINEIDAE Pilsbry, 1925

africana. *Aceris africana* P. Fischer in Locard 1897: 62, 63, pl. 2, figs 15-19. Type locality: not specified; cited from *Talisman* (1883) Expedition, stn 96, 19°19'N - 18°02'W, off Mauritania, 2320-2333 m, and stn 101, 16°38'N - 18°24'W, Cape Verde Islands, 3200 m. SYNTYPE: 1 shell (Fig. 7E) from stn 96. **Remarks:** Bouchet (1975b) placed this species in the genus *Cylichnium* Dall, 1908.

arachis. *Bulla arachis* Quoy et Gaimard, 1833: 361, pl. 26, figs 28-30. Type locality: "Port du Roi-Georges" (= King Georges Sound), Western Australia. SYNTYPE: 1 shell, leg. Quoy and Gaimard (Fig. 7F). **Remarks:** Pruvot-Fol (1934b) placed this species in the genus *Haminea* Leach, 1820.

brevis. *Bulla brevis* Quoy et Gaimard, 1833: 358, 359, pl. 26, figs 36, 37. Type locality: "Port du Roi-Georges" (= King Georges Sound), Western Australia. SYNTYPES: 10 shells, leg. Quoy and Gaimard (Fig. 7G). **Remarks:** Pruvot-Fol (1934b) placed this species in the genus *Haminea* Leach, 1820.

cymbalum. *Bulla cymbalum* Quoy et Gaimard, 1833: 362, pl. 26, figs 26, 27. Type locality: "Baie d'Humata" (= Umatac), Guam (Pacific

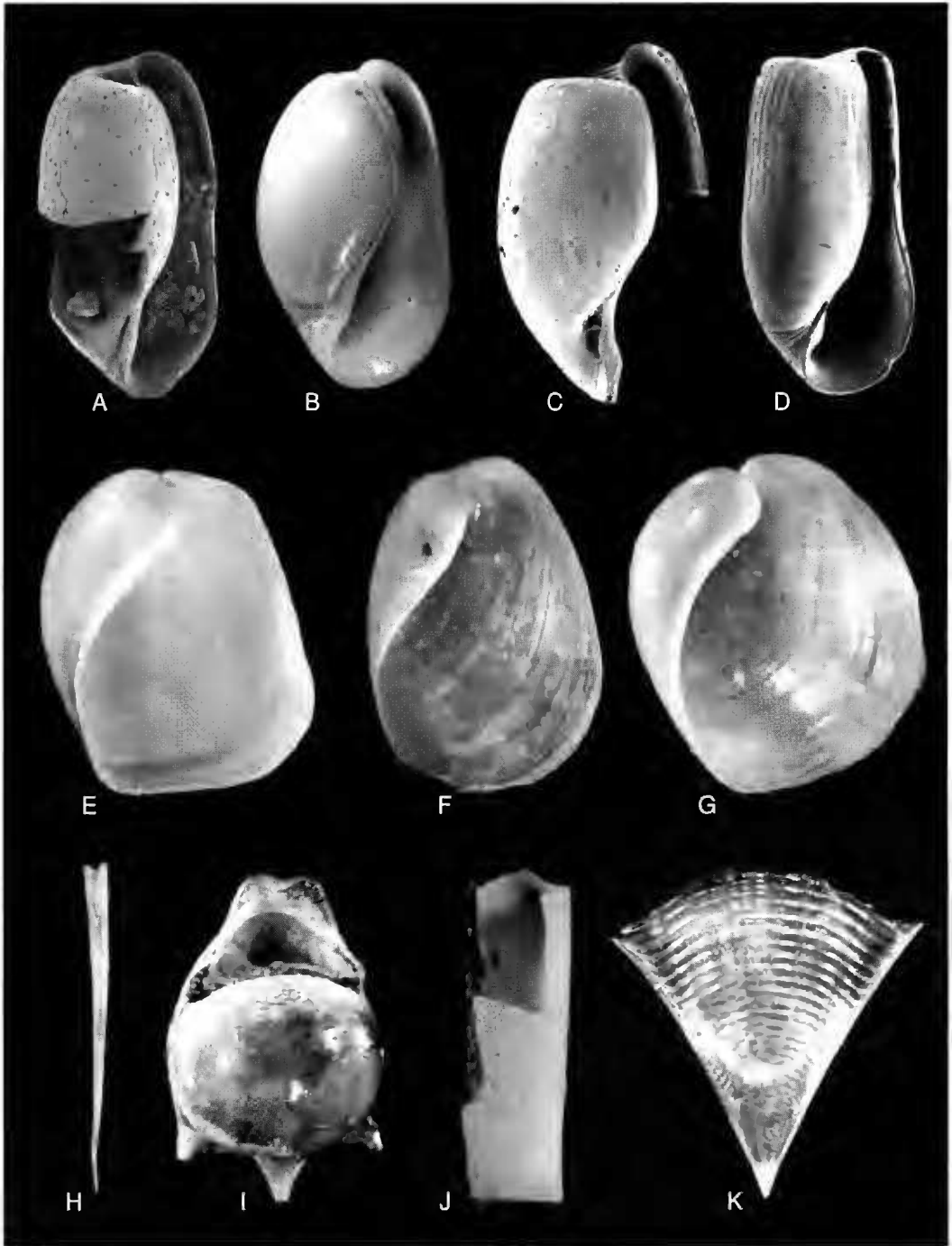


FIG. 6. — A, holotype of *Bulla girardi*, 2.4 mm; B, syntype of *Bulla simplex*, 10.7 mm; C, syntype of *Cylichnina tenerilensis*, 1.3 mm; D, syntype of *Cylichna truncatella*, 2.5 mm; E, holotype of *Philine azorica*, 7.5 mm; F, syntype of *Philine milneedwardsi*, 23.1 mm; G, holotype of *Philine monilifera*, 8.8 mm; H, lectotype of *Cresseis acicula*, 12.6 mm; I, lectotype of *Hyalaea affinis*, 11.6 mm; J, syntype of *Cuvieria astesana*, 6.2 mm; K, holotype of *Cleodora chaptalii* Souleyet and *Clio chaptalii* J. E. Gray, 12.8 mm.

- Ocean). SYNTYPE: 1 shell (broken), leg. Quoy and Gaimard (Fig. 7H). **Remarks:** This is the type species of the genus *Lamprohaminorea* Kuroda et Habe in Habe 1952, by original designation.
- fischeri.** *Aceras fischeri* Locard, 1897: 63-65, pl. 2, figs 10-14. Type locality: *Travailleur* (1880) Expedition, stn 10, 43°39'N - 03°28'W, Bay of Biscayé, 1960 m. SYNTYPES: 2 shells (1 broken) (Fig. 7I). **Remarks:** In acting as first revisor in the meaning of the Article 24 (ICZN 1985), Bouchet (1975b) determined that *Aceras africana* P. Fischer in Locard 1897 (placed in the genus *Cylichnium* Dall, 1908) has precedence over its subjective synonym *Aceras fischeri* Locard, 1897.
- gallica.** *Bulla gallica* Locard, 1905: 22, 23. Type locality: Atlantic and Mediterranean coast of France. SYNTYPES: 4 shells (Fig. 7J).
- mongii.** *Bulla mongii* Audouin, 1826: 39. Type locality: Egypt. HOLOTYPE (by monotypy, figured by Savigny 1817, pl. 5, fig. 7 and Bouchet & Danrigal 1982, fig. 58): shell (Fig. 4A).
- orbignyana.** *Bulla orbignyana* de Ferussac, 1822: 573. Type locality: La Rochelle, France. SYNTYPES: 4 shells (Fig. 4B).
- ovoidea.** *Bulla ovoidea* Quoy et Gaimard, 1833: 348, 349, pl. 26, figs 17-19. Type locality: "Plage d'Humata" (= Umatac), Guam (Pacific Ocean). SYNTYPE: 1 shell, leg. Quoy and Gaimard (Fig. 4C). **Remarks:** Pruvot-Fol (1934b) placed this species in the genus *Haminea* Leach, 1820.
- perrieri.** *Hamiuca perrieri* Morlet, 1889: 178, 179, pl. 6, fig. 7. Type locality: "Golfe de Siam" (= Gulf of Thailand). SYNTYPE: 1 shell, leg. Pavie (Fig. 4D).
- waldae.** *Cylichnium waldae* Bouchet, 1975b: 344-347, figs 11, 12, pl. 4, figs B, G. Type locality: *Walda* Expedition, stn CY15, 22°53'S - 11°56'E. Southeastern Atlantic, 1756 m. HOLOTYPE (by original designation, figured by Bouchet 1975b, pl. 4, fig. B): shell (Fig. 4E).
- 352, 353, pl. 26, figs 10-12. Type locality: "Havre Carteret", New Ireland, Bismarck Archipelago. HOLOTYPE (by monotypy, figured by Quoy & Gaimard 1833, pl. 26, figs 10-12): specimen, leg. Quoy and Gaimard. **Remarks:** In acting as first revisor in the meaning of the Article 24 (ICZN 1985), Pruvot-Fol (1934b) determined that *Bulla viridis* Rang in Quoy & Gaimard 1833 (placed in the genus *Smaragdinella* A. Adams, 1848) has precedence over its subjective synonym *Bulla glauca* Quoy et Gaimard, 1833.
- lutea.** *Bulla lutea* Quoy et Gaimard, 1833: 369, 370, pl. 26, figs 40-44. Type locality: "Port Dorey" (= Manokwari), Irian Jaya, Indonesia. SYNTYPES: 4 specimens, leg. Quoy and Gaimard.
- viridis.** *Bulla viridis* Rang in Quoy & Gaimard 1833: 350-352, pl. 26, figs 13-16. Type locality: "Rade d'Humata" (= Umatac), Guam (Pacific Ocean). SYNTYPES: 22 specimens (6 of them dissected) and 3 shells, leg. Quoy and Gaimard. **Remarks:** This is the type species of the genus *Smaragdinella* A. Adams, 1848, by monotypy. According to Rudman (1972b), this is a junior synonym of *Smaragdinella calyculata* (Broderip et Sowerby, 1829).

Family BULLIDAE J. E. Gray, 1827

- australis.** *Bulla australis* de Ferussac, 1822: 573. Type locality: Port Jackson, Sydney, Australia. SYNTYPE: 1 shell (Fig. 3H).
- australis.** *Bulla australis* Quoy & Gaimard 1833: 357, 358, pl. 26, figs 38, 39. Type locality: "port du Roi-Georges" (= King Georges Sound), Western Australia. SYNTYPES (one figured by Quoy & Gaimard 1833, pl. 26, figs 38-39): 11 shells, leg. Quoy and Gaimard (Fig. 3I). **Remarks:** This name is preoccupied by *Bulla australis* de Ferussac, 1822.
- delorti.** *Bulla delorti* Mabille, 1896: 116. Type locality: Japan. SYNTYPES: 4 shells (Fig. 7A).
- mabillei.** *Bulla mabillei* Locard, 1897: 50, 51, pl. 2, figs 1, 2. Type locality: *Talisman* (1883) Expedition, stn 107 (no coordinates are specified), "Rade de Porte Grande" (= Porto Grande), São Vicente, Cape Verde Islands, 75-90 m. SYNTYPES (1 figured by Locard

Family SMARAGDINELLIDAE Thiele, 1925

- glauca.** *Bulla glauca* Quoy et Gaimard, 1833:

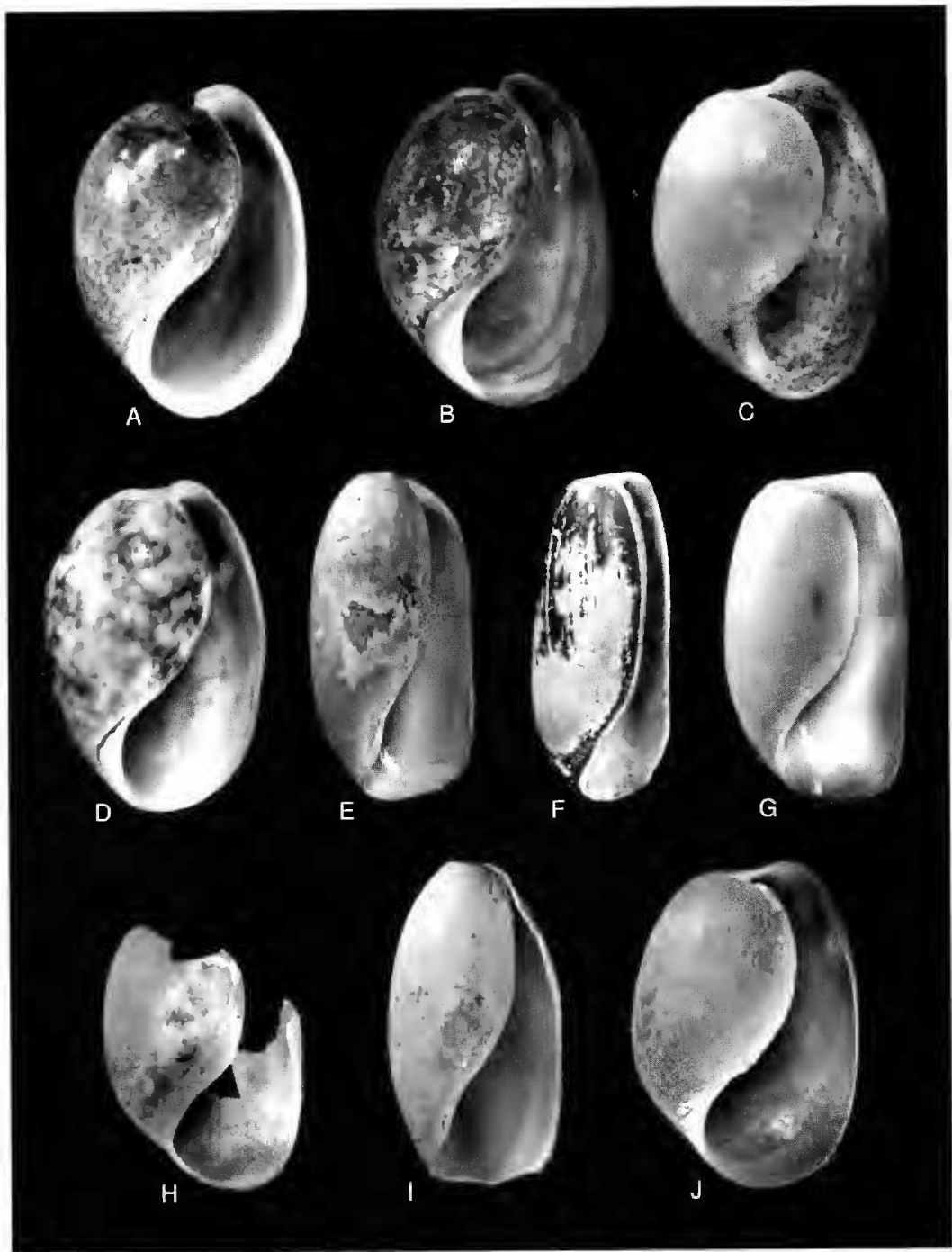


FIG. 7. — A, syntype of *Bulla delorti*, 35.2 mm; B, syntype of *Bulla mabillei*, 60.1 mm; C, syntype of *Bulla modesta*, 8.1 mm; D, syntype of *Bulla secunda*, 33.2 mm; E, syntype of *Aceras africana*, 15.8 mm; F, syntype of *Bulla arachis*, 17.7 mm; G, syntype of *Bulla brevis*, 12.6 mm; H, syntype of *Bulla cymbalum*, 26.6 mm; I, syntype of *Aceras fischeri*, 7.0 mm. J, syntype of *Bulla gallica*, 19.6 mm.

1897, pl. 26, figs 38, 39): 2 shells (Fig. 7B).
modesta. *Bulla modesta* Risso, 1826: 49, pl. 1, fig. 7. Type locality: Nice, France. SYNTYPES: 3 shells (1 broken) (Fig. 7C).
secunda. *Bulla secunda* Mabilie, 1896: 112. Type locality: Japan. SYNTYPES: 6 shells (Fig. 7D).

Family RUNCINIDAE H. et A. Adams, 1854

coronata. *Pelta coronata* de Quatrefages, 1844: 151, 152, pl. 3, fig. 6, pl. 5, fig. 7, pl. 6, figs 3, 6, 9, 15. Type locality: Île de Bréhat, Bretagne, France. SYNTYPES: 4 specimens, leg. Quatrefages. **Remarks:** This is the type species

of the genus *Pelta* Quatrefages, 1844, by original designation. The genus *Pelta* has been suppressed under plenary powers by Opinion 811 (ICZN 1967).

lenticula. *Runcina lenticula* Gofas, Ortea et Rodríguez, 1991: 541-545, figs 1-6. Type locality: Chapeu Armado, Namibe, Angola. HOLOTYPE (by original designation): specimen + 10 paratypes.

macrodentulata. *Runcina macrodentulata* García, García-Gómez et López, 1990: 4-6, fig. 1. Type locality: near Playa Benítez, Ceuta, Moroccan side of Strait of Gibraltar. HOLOTYPE (by original designation): specimen.

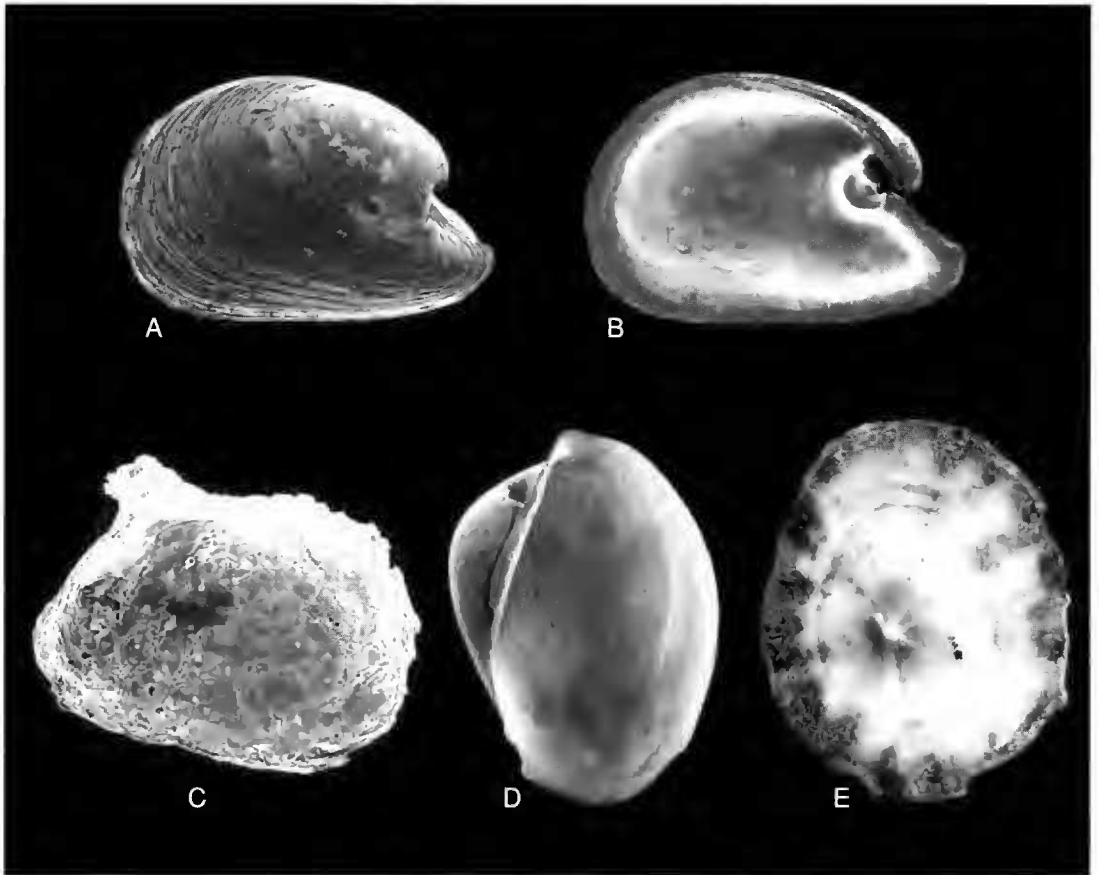


FIG. 8. — A, B, syntype of *Prasina borbonica*, 4.3 mm; C, syntype of *Berthelinia elegans*, 0.6 mm; D, holotype of *Lobiger souverbii*, 6.2 mm; E, syntype of *Umbrella cumingi*, 39.2 mm.

SACOGLOSSA

Family OXYNOEIDAE Stoliczka, 1868

sieboldii. *Lophocercus sieboldii* Krohn, 1847: 55-59, pl. 2, figs 5-9, 11. Type locality: Messina, Italy. SYNTYPES: 2 specimens (1 of them lacking shell). **Remarks:** This is the type species of the genus *Lophocercus* Krohn, 1847, by monotypy. After Mörch (1863b), *Lophocercus* is currently considered a synonym of *Oxynoë* Rafinesque, 1819.

souverbii. *Lobiger souverbii* P. Fischer, 1857: 273, 274, pl. 11, figs 7-10. Type locality: Guadeloupe (Caribbean Sea). HOLOTYPE (by monotypy, figured by P. Fischer 1857, pl. 11, figs 7, 8): shell (Fig. 8D).

Family JULIIDAE E. A. Smith, 1885

borbonica. *Prasina borbonica* Deshayes, 1863: 29, pl. 4, figs 4-8. Type locality: La Réunion (Indian Ocean). SYNTYPES: 2 shells (2 valves), 1 shell (1 valve), leg. Petit de la Saussaye (Fig. 8A, B). **Remarks:** This is the type species of the genus *Prasina* Deshayes, 1863, by monotypy. Kay (1968) placed *P. borbonica* in the genus *Julia* Gould, 1862, and suggested that it is probably a synonym of *J. exquisita* Gould, 1862.

elegans. *Berthelinia elegans* Crosse, 1875: 79, 80, pl. 2, fig. 3. Type locality: lower calcareous, Lutetian Stage (middle Eocene), Courtagnon, France. SYNTYPES (2 figured by Crosse, 1875, pl. 2, fig. 3): 7 shells (1 valve, considerably damaged), leg. Berthelin (Fig. 8C). **Remarks:** This is the type species of the genus *Berthelinia* Crosse, 1875, by monotypy.

Family PLACOBANCHIDAE J. E. Gray, 1840

schrammi. *Tridachia schrammi* Mörch, 1863a: 41. Type locality: Guadeloupe (Caribbean Sea). SYNTYPES: 4 specimens. **Remarks:** Deshayes (1857) established the new genus *Tridachia* Deshayes, 1857, but did not name a species. Mörch (1863a) introduced for the first time the binominal name *Tridachia schrammi* in reference to Deshayes' description. *T. schrammi*, currently considered a synonym

of *Elysia crispata* (Mörch, 1863), is the type species of the genus *Tridachia* Deshayes, 1857, by subsequent monotypy. Following Gosliner (1995), *Tridachia* is a junior synonym of *Elysia* Risso, 1818.

Family HERMAEIDAE H. et A. Adams, 1854

llevai. *Stiliger llevai* Ortea, 1982a: 188-191, figs 8, 9, pl. 1, fig. B. Type locality: El Prix, Tenerife, Canary Islands. HOLOTYPE (by original designation): specimen + spawn + photo.

lozanoii. *Ercolania lozanoii* Ortea, 1982a: 194-196, fig. 13. Type locality: Palm-Mar, Tenerife, Canary Islands. HOLOTYPE (by original designation, figured by Ortea 1982a, fig. 13): specimen.

verticilata. *Placida verticilata* Ortea, 1982a: 191-194, figs 10, 11, 12b. Type locality: Punta Hidalgo, Tenerife, Canary Islands. HOLOTYPE (by original designation): specimen.

APLYSIOMORPHA [= ANASPIDEA]

Family AKERIDAE Mazzarelli, 1891

bicincta. *Bulla bicincta* Quoy et Gaimard, 1833: 355, 356, pl. 26, figs 31, 32. Type locality: "Port du Roi-Georges" (= King Georges Sound), Western Australia. SYNTYPES: 2 shells glued to cardboard, severely broken, leg. Quoy and Gaimard.

elegans. *Acera elegans* Locard, 1886: 535. Type locality: Quiberon, France. SYNTYPES: 4 shells (3 broken) (Fig. 9I). **Remarks:** According to Lemche (1948), this is a junior subjective synonym of *Akera bullata* (Müller, 1776).

spirata. *Acera spinata* Staadt in Cossmann & Pissarro 1913, pl. 55, fig. 244-2. Type locality: Chenay, France (late Paleocene). HOLOTYPE (by monotypy, figured by Cossmann & Pissarro 1913, pl. 55, fig. 244-2): shell (Fig. 9J).

Family APLYSIIDAE Lamarck, 1809

alba. *Aplysiella gravieri* var. *alba* Vayssière,

- 1906b: 67, 68, pl. 4, figs 66-68. Type locality: Obock, Djibouti. HOLOTYPE (by monotypy, figured by Vayssi re 1906b, pl. 4, figs 66-68): specimen (dissected) + some parts prepared for SEM. **Remarks:** According to Mart nez (1996), this subspecific-rank taxon is a junior synonym of *Petalifera petalifera* (Rang, 1828).
- ascifera.** *Aplysia ascifera* Rang, 1828b: 51, 52, pl. 4, figs 7-9. Type locality: Saint Jean, Cayenne, French Guiana. SYNTYPES: 2 specimens, leg. Richard. **Remarks:** According to Engel & Hummelinck (1936), this is a junior synonym of *Dolabrifera dolabrifera* (Rang, 1828).
- brasiliana.** *Aplysia brasiliana* Rang, 1828b: 55, 56, pl. 8, figs 1-3. Type locality: Brazil. SYNTYPES: 3 specimens (2 of them dissected), leg. Quoy and Gaimard.
- cirrhifera.** *Aplysia cirrhifera* Quoy et Gaimard, 1832: 311, 312, pl. 24, fig. 8. Type locality: " les aux Cerfs", " le de France" (= Mauritius), Indian Ocean. SYNTYPES: 2 specimens, leg. Quoy and Gaimard. **Remarks:** This is the type species of the subgenus *Barnardaclesia* Eales et Engel, 1935, by original designation.
- dactylomela.** *Aplysia dactylomela* Rang, 1828b: 56, pl. 9. Type locality: "Saint-Yago de la Praya" (= S o Tiago), S o Tiago Island, Praia, Cape Verde Islands. SYNTYPE: 1 specimen, leg. Rang. **Remarks:** This is the type species of the subgenus *Varrina* Eales, 1960, by original designation.
- ecaudata.** *Aplysia ecaudata* Rang, 1828b: 47, pl. 2. Type locality: "Waigiou" (= Waigeo) and "Rawack" (= Gam), Irian Jaya, Indonesia. SYNTYPES: 3 specimens (1 of them dissected), leg. Quoy and Gaimard. **Remarks:** This is probably a junior synonym of *Dolabella auricularia* (Lightfoot, 1786).
- gravieri.** *Aplysiella gravieri* Vayssi re, 1906b: 58-66, pl. 4, figs 56-65. Type locality: Gulf of Aden, Djibouti. HOLOTYPE (by monotypy, figured by Vayssi re 1906b, pl. 4, figs 56-65 and Mart nez 1996, fig. 10): specimen (dissected) + some parts prepared for SEM. **Remarks:** According to Mart nez (1996), this is a junior synonym of *Petalifera petalifera* (Rang, 1828).
- inca.** *Aplysia inca* d'Orbigny, 1835: 207-209 (1837), pl. 19, figs 1-3 (1835). Type locality: between Callao and Isla de San Lorenzo, and Puerto de Lima, Per . SYNTYPE: 1 specimen (dissected), leg. d'Orbigny.
- juliana.** *Aplysia juliana* Quoy et Gaimard, 1832: 309, 310, pl. 24, figs 5, 6. Type locality: " le de France" (= Mauritius), Indian Ocean. SYNTYPES: 1 specimen (dissected) and 1 fragment of shell, leg. Quoy and Gaimard. **Remarks:** *Aplysia juliana* has been placed in the Official List of Specific Names in Zoology, Opinion 1844 (ICZN 1996). This is the type species of the subgenus *Tulia* Pruvot-Fol, 1934, by monotypy.
- keraudrenii.** *Aplysia keraudrenii* Rang, 1828b: 59, 60, pl. 13. Type locality: unknown. HOLOTYPE (by monotypy, figured by Rang, 1828b, pl. 13): specimen (dissected), leg. Lesson.
- lessonii.** *Aplysia lessonii* Rang, 1828b: 60, pl. 14. Type locality: Paita, Per . SYNTYPE: 1 specimen (dissected and considerably damaged), leg. Lesson and Garnot. **Remarks:** According to Eales (1960), this could be a junior synonym of *Aplysia keraudrenii* Rang, 1828.
- longicauda.** *Aplysia longicauda* Quoy et Gaimard, 1824: 421, 422, pl. 66, fig. 8. Type locality: not specified; cited from " le de France" (= Mauritius), Indian Ocean; " les Sandwich" (= Hawaii), "Baie des Chiens-Marins" (= Shark Bay), Australia; Rio de Janeiro, Brazil. SYNTYPE: 1 specimen.
- maillardi.** *Dolabrifera maillardi* Deshayes, 1863: 53, 54, pl. 7, figs 20-22. Type locality: La R union (Indian Ocean). SYNTYPES: 3 shells. **Remarks:** According to Engel & Hummelinck (1936), this is a junior synonym of *Dolabrifera dolabrifera* (Cuvier, 1817).
- nudata.** *Aplysia nudata* Rang, 1828b: 72, pl. 22, figs 3-5. Type locality: on floating algae near Hawaii. SYNTYPE: 1 specimen (dissected), leg. Quoy and Gaimard.
- oahouensis.** *Aplysia oahouensis* Souleyet, 1852: 461, 462, pl. 25, 10-13. Type locality: Oahu, " les Sandwich" (= Hawaii). SYNTYPE: 1 specimen, leg. Eydoux and Souleyet. **Remarks:** According to Engel & Hummelinck (1936), this could be a junior synonym of *Dolabrifera dolabrifera* (Rang, 1828).

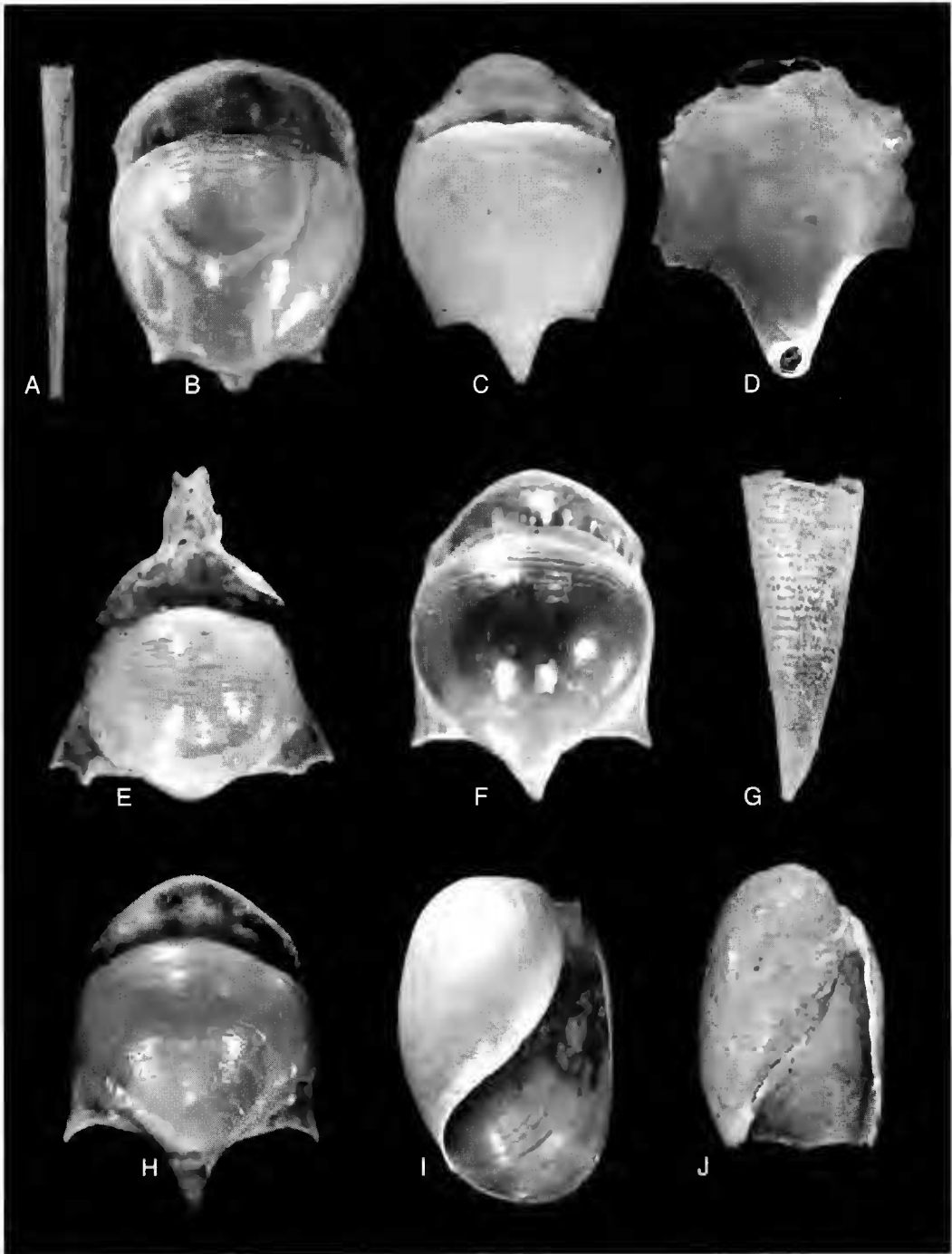


FIG. 9. — A, lectotype of *Creseis clava*, 10.0 mm; B, lectotype of *Hyalaea gibbosa*, 7.2 mm; C, syntype of *Hyalaea globulosa* and lectotype of *Cavolina globulosa*, 6.2 mm; D, syntype of *Hyalaea levigata*, 2.0 mm; E, lectotype of *Hyalaea limbata*, 7.9 mm; F, syntype of *Hyalaea rangii*, 8.3 mm; G, syntype of *Creseis striata*, 5.7 mm; H, lectotype of *Hyalaea uncinata*, 7.6 mm; I, syntype of *Acera elegans*, 21.6 mm; J, holotype of *Acera spirata*, 17.2 mm.

petalifera. *Aplysia petalifera* Rang, 1828b: 52, pl. 5, figs 1-3. Type locality: Nice, France. SYNTYPES: 2 specimens (dissected), leg. Risso. **Remarks:** This is the type species of the genus *Petalifera* J. E. Gray, 1847, by absolute tautonymy.

pleei. *Aplysia pleei* Rang, 1828b: 70, pl. 21. Type locality: Antilles. SYNTYPE: 1 specimen (dissected), leg. Plée. **Remarks:** According to Eales & Engel (1935), this name must be used for a subspecies of *Bursatella leachii* de Blainville, 1817 occurring throughout the Caribbean Sea.

protea. *Aplysia protea* Rang, 1828b: 56, 57, pl. 10, figs 1-3. Type locality: Antilles. SYNTYPES: 3 specimens (1 of them dissected), leg. Richard; 2 specimens (dissected), leg. Plée. **Remarks:** According to Eales (1960), this is a junior synonym of *Aplysia dactylomela* Rang, 1828.

rufa. *Aplysia rufa* Quoy et Gaimard, 1832: 314, pl. 24, fig. 7. Type locality: "rade d'Umata" (= Bay of Umatac), Guam (Pacific Ocean). SYNTYPE: 1 specimen (dissected), leg. Quoy and Gaimard.

striata. *Aplysia striata* Quoy et Gaimard, 1832: 315, 316, pl. 24, figs 9-11. Type locality: "Port Dorey" (= Manokwari), Irian Jaya, Indonesia. SYNTYPE: 1 specimen, leg. Quoy and Gaimard. **Remarks:** In the original description of this species, Quoy & Gaimard (1832) noted that it is probably the same as *Stylocheilus longicauda* (Quoy et Gaimard, 1824).

teremidi. *Aplysia teremidi* Rang, 1828b: 48, pl. 3, figs 1-3. Type locality: not specified; cited from Tahiti and Bora Bora, Society Islands (Pacific Ocean); Oualan, Caroline Islands (Pacific Ocean). SYNTYPE: 1 specimen, leg. Lesson and Garnot. **Remarks:** This is probably a junior synonym of *Dolabella auricularia* (Lightfoot, 1786).

tongana. *Aplysia tongana* Quoy et Gaimard, 1832: 305, 306, pl. 23, figs 6, 7. Type locality: "Île de Pangai-Modou", Tongatapu (Pacific Ocean). SYNTYPE: 1 specimen (dissected), leg. Quoy and Gaimard. **Remarks:** This is probably a junior synonym of *Dolabella auricularia* (Lightfoot, 1786).

unguifera. *Aplysia unguifera* Rang, 1828b: 52,

pl. 5, figs 4-7. Type locality: Mediterranean Sea. SYNTYPES: 2 specimens (1 of them dissected), leg. Risso. **Remarks:** According to Engel & Hummelinck (1936), this is a junior synonym of *Petalifera petalifera* (Rang, 1828).

NOTASPIDEA

Family UMBRACULIDAE Dall, 1889

cumingi. *Umbrella cumingi* Deshayes, 1863: 52, 53, pl. 8, figs 4, 5. Type locality: La Réunion (Indian Ocean). SYNTYPES: 3 shells (Fig. 8E).

Family PLEUROBRANCHIDAE J. E. Gray, 1827

amboinei. *Ostaniopsis amboinei* Vayssière, 1900: 9, 10. Type locality: Ambon, Moluccas, Indonesia. SYNTYPES: 2 specimens, one of them dissected. **Remarks:** According to Ev. Marcus & Gosliner (1984), this is a junior synonym of *Euselenops luniceps* (Cuvier, 1817).

brocki. *Berthella brocki* Vayssière, 1897a: 120-122, pl. 5, figs 8-10. Type locality: not specified; cited from Ambon, Moluccas, Indonesia; Edam, near Jakarta, Indonesia; Jervis Bay, Australia. SYNTYPES: 8 specimens (2 of them dissected).

capensis. *Pleurobranchaea capensis* Vayssière, 1900: 10, 11. Type locality: Cape of Good Hope, Southern Africa. SYNTYPE: 1 specimen (considerably damaged), leg. Reynaud. **Remarks:** According to Ev. Marcus & Gosliner (1984), this is a junior synonym of *Pleurobranchaea tarda* Verrill, 1880.

citrinus. *Pleurobranchus citrinus* Rüppell et Leuckart, 1828: 20, pl. 5, figs 1A-C. Type locality: Suez, Egypt. SYNTYPES: 2 specimens (1 of them dissected), leg. Rüppell. **Remarks:** This species is currently placed in the genus *Berthellina* Gardiner, 1936.

croisei. *Pleurobranchus croisei* Vayssière, 1897b: 353, 354, fig. 1. Type locality: Caribbean Sea. HOLOTYPE (by monotypy, figured by Vayssière 1897b, fig. 1): specimen (dissected), leg. Plée.

diguetti. *Pleurobranchus diguetti* de Rochebrune, 1895: 240. Type locality: Mogote, Bahía de La

- Paz, Mexico. SYNTYPES: 4 specimens, leg. Diguët.
- giardi.** *Pleurobranchus giardi* Vayssière, 1897b: 354-356, fig. 2. Type locality: Camiguin, Luzon, Philippines. SYNTYPE: 1 specimen (dissected), leg. Semper.
- maculatum.** *Pleurobranchidium maculatum* Quoy et Gaimard, 1832: 301, 302, pl. 22, figs 11-14. Type locality: Southern Australia. SYNTYPES: 7 specimens (4 of them dissected), leg. Quoy and Gaimard. **Remarks:** Ev. Marcus & Gosliner (1984) placed this species in the genus *Pleurobranchaea* Meckel in Leue 1813.
- mamillatus.** *Pleurobranchus mamillatus* Quoy et Gaimard, 1832: 294-296, pl. 22, figs 1-6. Type locality: Port Louis, "Île de France" (= Mauritius), Indian Ocean. SYNTYPES: 2 specimens (dissected).
- peronii.** *Pleurobranchus peronii* Cuvier, 1804b: 275, 276, pl. 18, figs 1-6. Type locality: "Mer des Indes" (= Indian Ocean). SYNTYPE: 1 specimen, leg. Peron. **Remarks:** This is the type species of the genus *Pleurobranchus* Cuvier, 1804, by monotypy.
- perrieri.** *Pleurobranchus perrieri* Vayssière, 1897a: 126-128, pl. 4, figs 2-4. Type locality: not specified; cited from Philippines; Ambon, Moluccas, Indonesia; Tahiti. SYNTYPES: 16 specimens (12 of them dissected).
- vayssierei.** *Pleurobranchaea vayssierei* Ev. Marcus et Gosliner, 1984: 38, 39, fig. 19. Type locality: Alger, Algeria. HOLOTYPE (by original designation, figured by Ev. Marcus & Gosliner 1984, fig. 19): specimen (dissected), leg. Vayssière + radula, jaws and reproductive system slides.
- pl. 5, figs 6-10. Type locality: approximately between 30° to 34°S and 78° to 90°W (Pacific Ocean). LECTOTYPE (selected by van der Spoel, 1976: 194): shell, leg. d'Orbigny (Fig. 6I) + 1 paralectotype. **Remarks:** According to van der Spoel (1967; 1976), this nominal species is merely the form *affinis* of *Cavolinia tridentata* (Forsskal in Niebuhr 1775).
- angulata.** *Hyalaea angulata* Souleyet, 1852: 152, 153, pl. 5, figs 1-6. Type locality: not specified; cited from Atlantic, Indian Ocean and Sea of China. SYNTYPE: 1 specimen, from Indian Ocean, leg. Eydoux and Souleyet. **Remarks:** See comments on *Cavolina angulosa* J. E. Gray, 1850.
- angulosa.** *Cavolina angulosa* J. E. Gray, 1850: 8. Type locality: Indian Ocean. LECTOTYPE (selected by van der Spoel 1976: 193): specimen, leg. Eydoux and Souleyet. **Remarks:** Eydoux & Souleyet (1846-1849) figured this species under the vernacular French name "Hyale angulée". J. E. Gray (1850) is the first author who introduced the name *Cavolina angulosa* under binominal nomenclature, without description, but referring to the figures in the Atlas of Eydoux & Souleyet. However, J. E. Gray incorrectly made reference to pl. 4, figs 1-6, whereas Eydoux & Souleyet (1846-1849) figured this species in pl. 5, figs 1-6. This is certain to be a typographical error because J. E. Gray explicitly mentioned the name "Hyale angulée". Later, Souleyet (1852) established *Hyalaea angulata* as a new species, giving a description and a reference to the same figures. Therefore, this is a case of independent latinization of the same name. Van der Spoel *et al.* (1993) placed this species in the genus *Diacavolinaia* van der Spoel, 1987.
- astesana.** *Cuvieria astesana* Rang, 1829b: 498, 499, pl. 19, fig. B. Type locality: "l'Astésan" (= Asti), Italy (Pliocene). SYNTYPE: 1 shell (broken) (Fig. 6J).
- chaptalii.** *Cleodora chaptalii* Souleyet, 1852: 183, 184, pl. 7, figs 1-5. Type locality: Cape of Good Hope (Southern Africa). HOLOTYPE (by monotypy, figured by Eydoux & Souleyet 1846-1849, pl. 7, figs 1-5): shell, leg. Eydoux

THECOSOMATA

Family CAVOLINIIDAE J. E. Gray, 1850

- acicula.** *Creseis acicula* Rang, 1828a: 317, pl. 17, fig. 6. Type locality: "Mer des Indes" (= Indian Ocean). LECTOTYPE (selected by van der Spoel 1976: 189): shell (Fig. 6H) + 18 paralectotypes (broken).
- affinis.** *Hyalaea affinis* d'Orbigny, 1834: 91-93,

- and Souleyet (Fig. 6K). **Remarks:** See remarks under *Clio chaptalii* J. E. Gray, 1850.
- chaptalii.** *Clio chaptalii* J. E. Gray, 1850: 14. Type locality: Cape of Good Hope (Southern Africa). HOLOTYPE (by monotypy, figured by Eydoux & Souleyet 1846-1849, pl. 7, figs 1-5): shell, leg. Eydoux and Souleyet (Fig. 6K). **Remarks:** Eydoux & Souleyet (1846-1849, pl. 7, figs 1-5) figured this species under the vernacular French name "Cléodore de Chaptal". J. E. Gray (1850) is the first author who introduced the name *Clio chaptalii* under binominal nomenclature, without a description, but referring to the figures in the Atlas of Eydoux & Souleyet. Later, Souleyet (1852) described *Cleodora chaptalii* as a new species, giving a description and a reference to the same figures. Therefore, this is a case of independent latinization of the same name. Since both species are based on the same single specimen, *Cleodora chaptalii* Souleyet, 1852 is an objective junior-synonym of *Clio chaptalii* J. E. Gray, 1850. In addition, they are secondary homonyms. According to van der Spoel (1967, 1976), this nominal species is just the form *major* of *Diacria trispinosa* (Lesueur, 1821).
- clava.** *Creseis clava* Rang, 1828a: 317, pl. 17, fig. 5. Type locality: Agulhas Bank, Southern Africa. LECTOTYPE (selected by van der Spoel, 1976: 189): shell (Fig. 9A) + 4 paralectotypes. **Remarks:** According to van der Spoel (1967: 59), this nominal species is merely a form *clava* of *Creseis acicula* Rang, 1828.
- gibbosa.** *Hyalaea gibbosa* Rang in d'Orbigny 1834: 95, 96, pl. 5, figs 16-20. Type locality: not specified; cited from approximately between 34°N to 40°S and 26° to 43°W (Atlantic Ocean). LECTOTYPE (selected by van der Spoel, 1976: 195): shell, leg. d'Orbigny (Fig. 9B) + 3 paralectotypes. **Remarks:** According to van der Spoel (1967; 1976), this species belongs to the genus *Cavolinia* Abildgaard, 1791.
- globulosa.** *Hyalaea globulosa* Rang in Souleyet 1852: 142, 143, pl. 4, figs 20-24. Type locality: not specified; cited from Pacific, Atlantic, Indian Ocean and Sea of China. SYNTYPES: 5 shells (Fig. 9C) from "Nouvelle Hollande" (= Australia), leg. Rang. **Remarks:** See remarks under *Cavolina globulosa* J. E. Gray, 1850.
- globulosa.** *Cavolina globulosa* J. E. Gray, 1850: 8. Type locality: not specified; cited from Pacific, Atlantic, Indian Ocean and Sea of China. LECTOTYPE (selected by van der Spoel, 1976: 196): shell (Fig. 9C) + 4 paralectotypes from "Nouvelle Hollande" (= Australia), leg. Rang. **Remarks:** Eydoux & Souleyet (1846-1849, pl. 4, figs 20-24) figured this species under the vernacular French name "Hyale globuleuse". J. E. Gray (1850) is the first author who introduced the name *Cavolina globulosa* under binominal nomenclature, without a description, but citing to the figures in the Atlas of Eydoux & Souleyet. Later, Rang in Souleyet (1852) described *Hyalaea globulosa* as a new species, giving a description and a reference to the same figures. Therefore, this is a case of independent latinization of the same name. Both nominal species *Cavolina globulosa* J. E. Gray, 1850 and *Hyalaea globulosa* Rang in Souleyet 1852 are secondary homonyms.
- inflata.** *Cleodora inflata* Souleyet, 1852: 188, pl. 7, figs 17-19. Type locality: Atlantic Ocean. SYNTYPE: 1 specimen, leg. Eydoux and Souleyet. **Remarks:** See remarks on *Balantium inflatum* J. E. Gray, 1850.
- inflatum.** *Balantium inflatum* J. E. Gray, 1850: 15. Type locality: Atlantic Ocean. SYNTYPE: 1 specimen, leg. Eydoux and Souleyet. **Remarks:** Eydoux & Souleyet (1846-1849, pl. 7, figs 17-19) figured this species under the vernacular French name "Cléodore renflée". J. E. Gray (1850) is the first author who introduced the name *Balantium inflatum* under binominal nomenclature, without a description, but citing to the figures in the Atlas of Eydoux & Souleyet. Later, Souleyet (1852) described *Cleodora inflata* as a new species, independently giving a description and a reference to the same figures. Therefore, this is a case of independent latinization of the same name. Since both species are based on the same type material, *Cleodora inflata* Souleyet, 1852 is an objective junior synonym of *Balantium inflatum* J. E. Gray, 1850. In addition, they are secondary homonyms. According to van der Spoel (1967: 76), this could be a synonym of *Clio recurva* (Children, 1823).

levigata. *Hyalaea levigata* d'Orbigny, 1834: 110, 111, pl. 7, figs 15-19. Type locality: not specified; cited from approximately 20°S, 87°W (Pacific Ocean). SYNTYPE (figured by d'Orbigny 1835, pl. 7, figs 15-19): 1 shell juvenile, leg. d'Orbigny (Fig. 9D). **Remarks:** According to van der Spoel *et al.* (1993), this is probably a junior synonym of *Diacavolinia longirostris* (Lesueur, 1821).

limbata. *Hyalaea limbata* d'Orbigny, 1834: 101-103, pl. 6, figs 11-15. Type locality: not specified; cited from approximately between 30° to 33°S and 80° to 90°W (Pacific Ocean), and approximately between 12°N to 24°S and 25° to 28°W (Atlantic Ocean). LECTOTYPE (selected by van der Spoel, 1976: 193): shell, from Atlantic Ocean, leg. d'Orbigny (Fig. 9E) + 2 paralectotypes. **Remarks:** Van der Spoel *et al.* (1993) placed this species in the genus *Diacavolinia* van der Spoel, 1987.

longicaudatus. *Clio longicaudatus* Souleyet, 1852: 286-288, pl. 14, figs 17-21. Type locality: approximately 10°N - 21°W (Atlantic Ocean). SYNTYPE: 1 specimen, leg. Eydoux and Souleyet. **Remarks:** This is the type species of the genus *Cliomina* Pruvot-Fol, 1924, by monotypy.

oblonga. *Clio oblonga* Rampal, 1997: 175-185, Pl. 1, figs A-I. Type locality: Tyrrhenian Sea, 39°36'N - 13°49'E, 2103 m (Quaternary). HOLOTYPE: 1 shell (figured by Rampal, 1997: pl. 1, figs A-D) + 3 paratypes.

orbignii. *Hyalea orbignii* Rang, 1827: 383. Type locality: Saint-Paul-les-Dax (lower Miocene: Burdigalian, France). HOLOTYPE: van der Spoel (1976: 192) records the holotype to be present in MNHN, but this specimen is currently untraceable.

rangii. *Hyalea rangii* Deshayes, 1831: 310. Type locality: coast of Africa. SYNTYPES: 5 shells (Fig. 9F). **Remarks:** According to van der Spoel (1967), this is a junior synonym of *Cavolinia tridentata* (Forsskål in Niebuhr 1775).

striata. *Creseis striata* Rang 1828a: 314, 315, pl. 17, fig. 3. Type locality: not specified; cited from Atlantic and Indian Oceans. SYNTYPES: 9 shells (broken) (Fig. 9G). **Remarks:** This is the type species of the genus *Hyalocylis* de Folin, 1875, by monotypy.

uncinata. *Hyalea uncinata* Rang, 1829a: 114. Type locality: unknown. LECTOTYPE (selected by van der Spoel, 1976: 195): shell (Fig. 9H) + 11 paralectotypes. **Remarks:** Van der Spoel (1987: 78) placed this species in the genus *Cavolinia* Abildgaard, 1791.

Family CYMBULIIDAE J. E. Gray, 1840

ovata. *Cymbulia ovata* Quoy et Gaimard, 1833: 373, 374, pl. 27, figs 25-30. Type locality: Amboine, Indonesia. LECTOTYPE (selected by van der Spoel, 1976: 198): specimen, leg. Quoy and Gaimard + 7 paralectotypes. **Remarks:** Van der Spoel (1976: 41) placed this species in the genus *Corolla* Dall, 1871.

NUDIBRANCHIA-DORIDINA

Family GONIODORIDIDAE H. et A. Adams, 1854

darwini. *Thecavera darwini* Pruvot-Fol, 1950: 49-51, figs 1-4. Type locality: "Baie Orange", Bahía de Nassau, Chile. SYNTYPES: 7 specimens (1 of them dissected).

pilosa. *Hopkinsia pilosa* Bouchet et Ortea, 1983: 227-231, figs 1-7. Type locality: Nguetu Reef, New Caledonia. HOLOTYPE (by original designation): specimen + 1 paratype.

polycerelloides. *Bermudella polycerelloides* Ortea et Boucher, 1983: 50-54, figs 1, 2. Type locality: Los Cristianos, Tenerife, Canary Islands. HOLOTYPE (by original designation): specimen + 1 paratype.

savignyi. *Goniodoris savignyi* Pruvot-Fol, 1933: 117, 118, pl. 2, figs 23-26. Type locality: Gulf of Suez, Egypt. HOLOTYPE (by monotypy, figured by Pruvot-Fol, 1933, pl. 2, figs 23-26): specimen (dissected), leg. Dollfus. **Remarks:** This is the type species of the subgenus *Goniodoridella* Pruvot-Fol, 1933, by monotypy.

violacea. *Goniodoris violacea* Risbec, 1928: 177-179, fig. 53, pl. 7, fig. 5. Type locality: Pointe de l'Artillerie, Nouméa, New Caledonia. HOLOTYPE (by monotypy, figured by Risbec, 1928, fig. 53, pl. 7, fig. 5): specimen (dissected). **Remarks:** In the figure caption of pl. 7, fig. 5, this is cited as *Chromodoris violacea*.

Family ONCHIDORIDIDAE Gray, 1827

reticulata. *Onchidoris reticulata* Ortea, 1979b: 169-173, fig. 2. Type locality: Concha de Artedo, Asturias, Spain. HOLOTYPE (by original designation, figured by Ortea 1979b, fig. 2): specimen + photo.

tridactila. *Onchidoris tridactila* Ortea et Ballesteros, 1982: 241-246, figs 2, 3 (in part), 7 (in part), 8 B, C. Type locality: Verdicio, Asturias, Spain. HOLOTYPE (by original designation): specimen.

Family POLYCFERIDAE Adler et Hancock, 1845

fulgurans. *Plocamopherus fulgurans* Risbec, 1928: 206-208, fig. 63, pl. 4, fig. 4. Type locality: Nouméa and Bourail, New Caledonia. SYNTYPE: 1 specimen.

gulo. *Plocamopherus gulo* Ev. Marcus, 1979: 134-136, figs 7-12. Type locality: *Calypso* Expedition, stn 145, 26°34'S - 47°22'W, between Parana and Santa Catarina, Brazil, 100 m. HOLOTYPE (by monotypy, figured by Ev. Marcus 1979, figs 7-12): specimen (considerably damaged) + radula and jaws slide.

picta. *Polycera picta* Risbec, 1928: 200-202, fig. 61, pl. 7, fig. 6. Type locality: Pointe de l'Artillerie (Nouméa) and Bourail, New Caledonia. SYNTYPES: 2 specimens.

Family GYMNODORIDIDAE Odhner, 1941

ceutae. *Tambja ceutae* García-Gómez et Ortea, 1988: 302-305, figs 1-7, pl. 1. Type locality: El Pineo, Ceuta, Spain. HOLOTYPE (by original designation, figured by García-Gómez & Ortea 1988, figs 1-7, pl. 1): specimen (dissected) + radula slide.

europaea. *Roboastra europaea* García-Gómez, 1985: 169-174, figs 1-5. Type locality: Tarifa, Spain. HOLOTYPE (by original designation): specimen.

perlucens. *Trevelyana perlucens* Risbec, 1928: 185-189, fig. 57, 57bis, pl. 1, fig. 12, pl. 5, fig. 1. Type locality: New Caledonia. SYNTYPES: 3 specimens.

suggens. *Trevelyana suggens* Risbec, 1928: 190-193, fig. 58, pl. B, fig. 1, pl. 5, figs 3, 6,

pl. 7, fig. 10. Type locality: "Tembia" (= Timbia) and Nouméa, New Caledonia. SYNTYPES: 2 specimens.

Family VAYSSIEREIDAE Thiele, 1931

caledonica. *Vayssierea caledonica* Risbec, 1928: 290-292, fig. 98, pl. 12, fig. 8. Type locality: New Caledonia. SYNTYPES: 6 specimens.

Remarks: This is the type species of the genus *Vayssierea* Risbec, 1928, by monotypy.

Family HEXABRANCHIIDAE Bergh, 1891

lacera. *Doris lacera* Cuvier, 1804a: 452-465, 473, pl. 73, figs 1-3. Type locality: Timor, Indonesia. SYNTYPES: 2 specimens (dissected), leg. Péron and Lesueur. **Remarks:** Pruvot-Fol (1934a) placed this species in the genus *Hexabrancheus* Ehrenberg, 1831.

sandwichiensis. *Doris sandwichiensis* Souleyet, 1852: 451, 452, pl. 25, figs 1-4. Type locality: "Îles Sandwich" (= Hawaii). SYNTYPE: 1 specimen (dissected), leg. Eydoux and Souleyet. **Remarks:** According to Thompson (1972), this is a junior synonym of *Hexabrancheus sanguineus* (Rüppell et Leuckart, 1828).

Family DORIDIDAE Rafinesque, 1815

aspera. *Staurodoris aspera* Risbec, 1928: 101, 102, fig. 20, pl. 2, fig. 8. Type locality: Baie de Plum and Nouméa, New Caledonia. SYNTYPE: 1 specimen.

immonda. *Platydoris immonda* Risbec, 1928: 84, 85, fig. 12, pl. 1, fig. 4. Type locality: New Caledonia. SYNTYPE: 1 specimen. **Remarks:** According to Brodie & Willan (1993), this is a junior synonym of *Siraius nucleola* (Pease, 1860).

lophatus. *Thorybopus lophatus* Bouchet, 1977: 43-46, figs 11-13, pl. 1, fig. D. Type locality: *Biaçores* Expedition, stn 241, 37°37'N - 25°32'W, off Santa Maria, Azores, 395-465 m. HOLOTYPE (by original designation, figured by Bouchet, 1977, figs 11-13, pl. 1, fig. D): specimen (dissected). **Remarks:** This is the type species of the genus *Thorybopus* Bouchet, 1977, by original designation.

Family ARCHIDORIDIDAE Bergh, 1892

antarctica. *Archidoris tuberculata* var. *antarctica* Vayssière, 1917: 16, 17. Type locality: between "Île Jenny" and "Terre Adélaïde", Marguerite Bay (Antarctica). SYNTYPES: 3 specimens (dissected). **Remarks:** According to Wägele (1993), this subspecific-rank taxon is a junior synonym of *Austrodoris kerguelenensis* (Bergh, 1884).

carinata. *Doris carinata* Quoy et Gaimard, 1832: 254, pl. 16, figs 10-14. Type locality: "rivière Tamise" (= Thames), New Zealand. SYNTYPE: 1 specimen. **Remarks:** This is the type species of the genus *Atagema* J. E. Gray, 1850, by monotypy.

flava. *Guyonia flava* Risbec, 1928: 103, 104, fig. 21, pl. 3, fig. 6. Type locality: New Caledonia. SYNTYPE: 1 specimen.

granulatissima. *Archidoris granulatissima* Vayssière, 1917: 17-19, pl. 4, figs 43, 44. Type locality: "Dragage IX" (coordinates unknown), Adelaïde Island, and "Baie de l'Amirauté", King Georges Island, Antarctica. SYNTYPES: 4 specimens (dissected). **Remarks:** According to Wägele (1993), this is a junior synonym of *Austrodoris kerguelenensis* (Bergh, 1884).

odonoghuei. *Archidoris odonoghuei* Pruvot-Fol, 1933: 118-120, pl. 2, figs 18-22. Type locality: Gulf of Suez, Egypt. SYNTYPES: 3 specimens (dried), leg. Dollfus.

paagoumenei. *Phlegmodoris paagoumenei* Risbec, 1928: 87-90, fig. 15, pl. B, fig. 3, pl. 3, fig. 1. Type locality: Paagoumène, New Caledonia. HOLOTYPE (by monotypy): radula.

schembrii. *Doris schembrii* Verany, 1846: 97, 101, 102. Type locality: Gulf of Genova (Mediterranean Sea). SYNTYPES: 2 specimens. **Remarks:** This is the only specimen of the Verany opisthobranch collection which could be located. It seems to have been borrowed by Vayssière and later was deposited in MNHN. The remainder of the Verany collection is probably lost.

vayssierea. *Archidoris vayssierea* O'Donoghue, 1929: 812-814, fig. 223. Type locality: Suez Canal, Egypt. SYNTYPE (figured by Vayssière, 1912, pl. 2, figs 27-29): 1 specimen (dissected), leg. Gravier. **Remarks:** O'Donoghue

(1929) introduced the name *Archidoris vayssierea* based on one specimen reported by Vayssière (1912) from the Suez Canal (under the name *Archidoris staminea* Basedow et Hedley, 1905) and deposited in MNHN, and another specimen of his own collection from this area. Both specimens are syntypes of this species.

Family BAPTODORIDIDAE Odhner, 1926

boucheti. *Carminodoris boucheti* Ortea, 1979c: 579-582, figs 5-7. Type locality: Concha de Arredo, Asturias, Spain. HOLOTYPE (by original designation): specimen.

cenensis. *Paradoris cenensis* Ortea, 1995: 21-25, figs 1A, 1E, 13-15. Type locality: Puerto de Arrecife, Lanzarote, Canary Islands. HOLOTYPE (by original designation, figured by Ortea 1995, figs 1A, 1E, 13-15): specimen (dissected).

fongosa. *Baptodoris fongosa* Risbec, 1928: 111-115, fig. 25, pl. 2, fig. 9, pl. 3, fig. 9. Type locality: New Caledonia. SYNTYPES: 2 specimens + spawn.

inversa. *Paradoris inversa* Ortea, 1995: 14-17, figs 1C, 6-8. Type locality: El Médano, Tenerife, Canary Islands. HOLOTYPE (by original designation, figured by Ortea 1995, fig. 6A): specimen.

mollis. *Paradoris mollis* Ortea, 1995: 18-21, figs 1B, 9-12. Type locality: Adeje, Tenerife, Canary Islands. HOLOTYPE (by original designation, figured by Ortea 1995, figs 1B, 9-12): specimen (dissected).

perezi. *Baptodoris perezi* Llera et Ortea in Ortea et al. 1982: 24-29, figs 9-11, pl. 1, fig. C. Type locality: Playa de San Juan, Tenerife, Canary Islands. HOLOTYPE (by original designation): specimen.

Family DISCODORIDIDAE Bergh, 1891

ascitica. *Taringa ascitica* Ortea, Pérez-Sánchez et Llera, 1982: 34-38, figs 15-17, pl. 2, fig. H. Type locality: La Isleta, Lanzarote, Canary Islands. HOLOTYPE (by original designation, figured by Ortea et al. 1982, figs 15-17, pl. 2, fig. H): specimen (dissected).

bacalladoi. *Geitodoris bacalladoi* Ortea, 1990:

- 116-119, figs 12-14. Type locality: Agua Dulce, Tenerife, Canary Islands. HOLOTYPE (by original designation): specimen + 1 paratype.
- bacalladoi.** *Taringa bacalladoi* Ortea, Pérez-Sánchez *et* Llera, 1982: 42-45, figs 20-22, pl. 1, fig. D. Type locality: Arrecife, Lanzarote, Canary Islands. HOLOTYPE (by original designation): specimen + 1 radula slide probably of the holotype.
- bonosi.** *Geitodoris bonosi* Ortea *et* Ballesteros, 1981: 337-341, figs 1-3. Type locality: Cabo Botafoch, Ibiza (Mediterranean Sea). HOLOTYPE (by original designation): specimen.
- confusa.** *Discodoris confusa* Ballesteros, Llera *et* Ortea, 1984: 236-244, figs 6-8, 10C. Type locality: Las Caletas, Lanzarote, Canary Islands. HOLOTYPE (by original designation): specimen.
- edwardsi.** *Discodoris edwardsi* Vayssièrre, 1902: 232-234, pl. 9, figs 4-9. Type locality: *Talisman* (1883) Expedition, off Cape Ghir, Morocco, 2100 m. HOLOTYPE (by monotypy): specimen.
- erythraeensis.** *Discodoris erythraeensis* Vayssièrre, 1912: 23, 24, pl. 10, figs 150-152. Type locality: "Nord d'Amboulé", Golfe de Tadjoura, Djibouti. HOLOTYPE (by monotypy, figured by Vayssièrre 1912, pl. 10, figs 150-152): specimen (dissected), leg. Gravier. **Remarks:** The name *Discodoris erythraeensis* was first introduced by Vayssièrre (1911) without description (*nomen nudum*).
- fava.** *Taringa fava* Ballesteros, Llera *et* Ortea, 1984: 246-252, figs 11-14. Type locality: Cubellas, Spain. HOLOTYPE: said to be deposited in MNHN in the original publication, but never presented to the museum.
- lutea.** *Archidoris maculata* var. *lutea* Vayssièrre, 1919: 57-65, pl. 4, figs 1-11. Type locality: Carry, Golfe de Marseille, France. SYNTYPES: 2 specimens (dissected). **Remarks:** Thompson & Brown (1984) placed this taxon in the genus *Doris* Linnaeus, 1758, as a synonym of *Doris sticta* (Iredale *et* O'Donoghue, 1923), and therefore it becomes a junior secondary homonym of *Doris lutea* Risso, 1818.
- nayarita.** *Peltodoris nayarita* Ortea *et* Llera, 1981: 47-51, figs 1-4. Type locality: Isla Isabel, Pacific coast of Mexico. HOLOTYPE (by original designation, figured by Ortea & Llera 1981, figs 1-4): specimen (dissected). **Remarks:** In the original description this species is indistinctly cited as *Peltodoris nayarita* and *Anisodoris nayarita*.
- notiperda.** *Discodoris notiperda* Risbec, 1956: 15, 16, pl. 9, figs 43-49, pl. 10, figs 50, 51. Type locality: Port Dayot and Nha Trang, Vietnam. SYNTYPES: 9 specimens (3 of them dissected).
- oleica.** *Taringa oleica* Ortea, Pérez-Sánchez *et* Llera, 1982: 29-33, figs 12-14, pl. 2, fig. E. Type locality: Melenara, Las Palmas, Canary Islands. HOLOTYPE (by original designation): specimen.
- perfossa.** *Geitodoris perfossa* Ortea, 1990: 109-115, figs 8-11. Type locality: Los Cancajos, La Palma, Canary Islands. HOLOTYPE: said to be deposited in MNHN in the original publication, but never presented to the museum.
- rosi.** *Discodoris rosi* Ortea, 1979c: 575-579, figs 1-4. Type locality: Oviñana, Asturias, Spain. HOLOTYPE (by original designation): specimen.
- rubens.** *Discodoris rubens* Vayssièrre, 1919: 65-67, pl. 6, figs 39-45. Type locality: Carry, Golfe de Marseille, France. SYNTYPES: 3 specimens (dried).
- sordida.** *Doris sordida* Quoy *et* Gaimard, 1832: 266, pl. 19, figs 12, 13. Type locality: "Îlots aux Cerfs", "Île de France" (= Mauritius), Indian Ocean. SYNTYPE: 1 specimen (dissected), leg. Quoy and Gaimard. **Remarks:** This name is preoccupied by *Doris sordida* Rüppell *et* Leuckart, 1828 (see *sordidata*). Pruvot-Fol (1934b) placed this species in the genus *Discodoris* Bergh, 1877.
- sordidata.** *Doris sordidata* Abraham, 1877: 206. Type locality: "Îlots aux Cerfs", "Île de France" (= Mauritius), Indian Ocean. SYNTYPE: 1 specimen (dissected), leg. Quoy and Gaimard. **Remarks:** This is a replacement name for *Doris sordida* Quoy *et* Gaimard, 1832, preoccupied by *Doris sordida* Rüppell *et* Leuckart, 1828.

tritorquis. *Taringa tritorquis* Ortea, Pérez-Sánchez et Llera, 1982: 38-41, figs 18, 19, pl. 2, fig. G. Type locality: Puerto del Carmen, Lanzarote, Canary Islands. HOLOTYPE (by original designation): specimen.

Family KENTRODORIDIDAE Bergh, 1891

marchadi. *Jorunna marchadi* Risbec, 1956: 16, 17, pl. 11, figs 54-57. Type locality: Partle Island, Paracels Islands (Southern Sea of China). HOLOTYPE (by monotypy, figured by Risbec, 1956, pl. 11, figs 54-57): specimen (dissected).

onubensis. *Jorunna onubensis* Cervera, García-Gómez et García, 1986: 119-128, figs 9-16, pl. 1. Type locality: El Portil, Huelva, Spain. HOLOTYPE (by original designation): specimen (dissected) + radula slide.

Family ASTERONOTIDAE Thiele, 1931

solea. *Doris solea* Cuvier, 1804a: 452-466, pl. 74, figs 1, 2. Type locality: "Île de France" (= Mauritius), Indian Ocean. SYNTYPE (figured by Pruvot-Fol 1934a, pl. 2, figs 1, 2): 1 specimen. **Remarks:** Pruvot-Fol (1934a) placed this species in the genus *Asteronotus* Ehrenberg, 1831.

Family PLATYDORIDIDAE Bergh, 1891

carinata. *Platydoris carinata* Risbec, 1928: 85, 86, fig. 13, pl. 3, fig. 10. Type locality: Île Hugon, New Caledonia. SYNTYPES: 2 specimens + spawn.

cruenta. *Doris cruenta* Quoy et Gaimard, 1832: 260, 261, pl. 18, figs 5-7. Type locality: New Guinea, Indonesia. SYNTYPE: 1 specimen (dissected). **Remarks:** Pruvot-Fol (1934b) placed this species in the genus *Platydoris* Bergh, 1877.

laminea. *Platydoris laminea* Risbec, 1928: 86, 87, fig. 14, pl. 1, fig. 11. Type locality: New Caledonia. SYNTYPES: 2 specimens.

maculata. *Platydoris maculata* Bouchet, 1977: 37-41, figs 6-8, pl. 2, figs B, C. Type locality: *Thalassa* (1970) Expedition, stn W413, 43°50'N - 06°09'W, Bay of Biscay, 500-540 m.

HOLOTYPE (by original designation): specimen + 1 paratype.

noumeae. *Platydoris noumeae* Risbec, 1928: 80-82, fig. 10, pl. 2, fig. 2. Type locality: New Caledonia. SYNTYPES: 2 specimens.

scabra. *Doris scabra* Cuvier, 1804a: 466. Type locality: Timor, Indonesia. SYNTYPE (figured by Pruvot-Fol 1934a, fig. 3): 1 specimen (dissected), leg. Peron. **Remarks:** Pruvot-Fol (1934b) placed this species in the genus *Platydoris* Bergh, 1877.

spongilla. *Platydoris spongilla* Risbec, 1928: 82-84, fig. 11, pl. 5, fig. 12. Type locality: Rocher à la Voile and Cale de Halage, Nouméa, New Caledonia. SYNTYPE: 1 specimen.

stomascuta. *Platydoris stomascuta* Bouchet, 1977: 35-37, figs 4, 5, pl. 2, fig. D. Type locality: *Biaçores* Expedition, stn 41, 37°43'N - 29°04'W, off Azores, Princesse Alice Bank, 450-475 m. HOLOTYPE (by original designation): specimen + 2 paratypes.

Family MIAMIRIDAE Bergh, 1891

rugosa. *Graviera rugosa* Vayssière, 1912: 30-32, pl. 10, figs 144-149. Type locality: "Îles Musha", Golfe de Tadjoura, Djibouti. HOLOTYPE (by monotypy, figured by Vayssière 1912, pl. 10, figs 144-149): specimen (dissected), leg. Gravier. **Remarks:** The name *Graviera rugosa* was firstly introduced by Vayssière (1911), without description (*nomen nudum*). This is the type species of the genus *Graviera* Vayssière, 1912, by monotypy.

Family ALDISIDAE Odhner, 1939

expleta. *Aldisa expleta* Ortea, Pérez-Sánchez et Llera, 1982: 10-13, figs 2, 3, pl. 1, fig. A. Type locality: Playa del Carbón, Gran Canaria, Canary Islands. HOLOTYPE (by original designation): specimen. **Remarks:** According to Millen & Gosliner (1985) this species is a junior synonym of *Aldisa banyulensis* Pruvot-Fol, 1951.

nhatrangensis. *Aldisa nhatrangensis* Risbec, 1956: 14, 15, pl. 20, fig. 109, pl. 22, upper right figure. Type locality: Hon Lon, Nha Trang, Vietnam. HOLOTYPE (by original

designation, figured by Risbec 1956, pl. 20, fig. 109, pl. 22): specimen (dissected).

smaragdina. *Aldisa smaragdina* Ortea, Perez-Sanchez et Llera, 1982: 14-18, figs 4, 5, pl. 1, fig. B. Type locality: Los Cancajos, La Palma, Canary Islands. HOLOTYPE (by original designation): specimen. **Remarks:** According to Millen & Gosliner (1985) this species is a junior synonym of *Aldisa binotata* Pruvot-Fol, 1953.

Family CHROMODORIDIDAE Bergh, 1892

aeruginosa. *Glossodoris aeruginosa* Rudman, 1995: 12-16, figs 6D, 11-13. Type locality: Banc Gail, between Nouméa and Île Ouen, New Caledonia. HOLOTYPE (by original designation, figured by Rudman 1995, figs 6D, 11-13): specimen (dissected), leg. Laboure.

albofimbria. *Durvilledoris albofimbria* Rudman, 1995: 22-25, figs 6F, 19-21. Type locality: Passe de Koumac, New Caledonia. HOLOTYPE (by original designation, figured by Rudman 1995, figs 6F, 19-21): specimen (dissected).

atromarginata. *Doris atromarginata* Cuvier, 1804a: 473, pl. 74, fig. 6. Type locality: "Mer des Indes" (= Indian Ocean). SYNTYPES: 2 specimens, leg. Péron. **Remarks:** This is the type species of the genus *Doriprismatica* d'Orbigny, 1839, by subsequent designation by Herrmannsen (1846). Following Rudman (1984) *Doriprismatica* is a junior synonym of *Glossodoris* Ehrenberg, 1831.

aureola. *Glossodoris aureola* Rudman, 1995: 16-19, figs 6E, 10B, 14, 15. Type locality: Passe Deverd, off Koumac, New Caledonia. HOLOTYPE (by original designation, figured by Rudman 1995, figs 6E, 10B, 14, 15): specimen (dissected), leg. von Cosel.

boucheti. *Chromodoris boucheti* Rudman, 1982: 190-193, figs 1B, 4, 5. Type locality: northern entrance to Longogoni Passage, Mayotte, Comoro (Indian Ocean). HOLOTYPE (by original designation, figured by Rudman 1982, fig. 1B): specimen + 3 paratypes.

britoi. *Chromodoris britoi* Ortea et Pérez-Sánchez, 1983: 62-65, figs 1-3, pl. 1, fig. 3.

Type locality: Agua Dulce, Tenerife, Canary Islands. HOLOTYPE (by original designation): specimen.

caledonicum. *Ceratosoma caledonicum* P. Fischer, 1876: 92, 93. Type locality: New Caledonia. SYNTYPES: 2 specimens. **Remarks:** According to Rudman (1988), this is a junior synonym of *Ceratosoma trilobatum* (J. E. Gray, 1827).

cantabrica. *Hypselodoris cantabrica* Bouchet et Ortea, 1980: 118-121, figs 1-6, 13. Type locality: Hendaye, France. HOLOTYPE (by original designation): specimen + 11 paratypes.

ciminoi. *Hypselodoris ciminoi* Ortea et Valdés in Ortea et al. 1996: 134-136, figs 12B, 104, 105. Type locality: Bomfin, Angola. HOLOTYPE (by original designation, figured by Ortea et al. 1996, figs 12B, 104, 105): specimen (dissected), leg. Rolán.

clavata. *Chromodoris clavata* Risbec, 1928: 151, 152, fig. 42, pl. 7, fig. 2. Type locality: Baie de l'Orphelinat, Nouméa, New Caledonia. SYNTYPE: 1 specimen. **Remarks:** According to Rudman (1982), this is a junior synonym of *Chromodoris striatella* Bergh, 1877.

coi. *Chromodoris coi* Risbec, 1956: 9, 10, pl. 11, figs 58, 59, pl. 22, lower figure. Type locality: Hon Lon, Nha Trang, Vietnam. SYNTYPE: 1 specimen. **Remarks:** Rudman (1987) placed this species in the genus *Chromodoris* Alder et Hancock (1855).

decorata. *Chromodoris decorata* Risbec, 1928: 152-154, fig. 43, pl. 7, fig. 4. Type locality: Baie de l'Orphelinat, Nouméa, New Caledonia. SYNTYPE: 1 specimen (dissected). **Remarks:** According to Rudman (1986b), this is a junior synonym of *Hypselodoris maculosa* (Pease, 1871).

dollfusi. *Glossodoris dollfusi* Pruvot-Fol, 1933: 126-128, pl. 1, figs 7, 8, pl. 3, fig. 40. Type locality: Dollfus expedition (29°49'-29°45'N, 32°30'-32°27'E) 31 m, Red Sea, Egypt. HOLOTYPE (by monotypy, figured by Pruvot-Fol 1933, pl. 1, figs 7, 8, pl. 3, fig. 40): specimen (dissected), leg. Dollfus.

elegans. *Doris elegans* Quoy et Gaimard, 1832: 273, 274, pl. 20, figs 12-14. Type locality: Tongatapu (Pacific Ocean). SYNTYPE: 1 specimen, leg. Quoy and Gaimard. **Remarks:**

- Pruvot-Fol (1934b) placed this species in the genus *Glossodoris* Ehrenberg, 1831.
- espinosai.** *Hypselodoris espinosai* Ortea et Valdés in Ortea et al. 1996: 139-142, figs 12E, 109-111. Type locality: Puerto Morelos, Quintana Roo, Mexico. HOLOTYPE (by original designation, figured by Ortea et al., 1996, fig. 109): specimen.
- flavomarginata.** *Hypselodoris flavomarginata* Rudman, 1995: 31-34, figs 6H, 25A, 27-29. Type locality: Grand Coude, Bourail, New Caledonia. HOLOTYPE (by original designation): specimen, leg. Faucompré + 1 paratype.
- fontandraui.** *Glossodoris fontandraui* Pruvot-Fol, 1951: 24, 25, fig. 11, pl. 1, figs 4, 5, 26. Type locality: Blanes, Spain. NEOTYPE (designated by Ortea et al. 1996: 65): specimen. **Remarks:** Ortea et al. (1996) placed this species in the genus *Hypselodoris* Stimpson, 1855.
- francoesii.** *Ceratosoma francoesii* de Rochebrune, 1894: 55. Type locality: Nouméa, New Caledonia. SYNTYPE: 1 specimen, leg. François. **Remarks:** According to Rudman (1988), this is a junior synonym of *Ceratosoma tenue* Abraham, 1876.
- francoisae.** *Chromodoris francoisae* Bouchet in Bouchet & Ortea 1980: 123-125, figs 11, 12, 14. Type locality: "Le Virage", between Ngor and Yof (Senegal). HOLOTYPE (by original designation): specimen + 1 paratype. **Remarks:** Ortea et al. (1996) placed this species in the genus *Mexichromis* Bertsch, 1977.
- francoisi.** *Risbecia francoisi* Odhner, 1934: 248, 249. Type locality: Baie de l'Ouphelinat, Nouméa, New Caledonia. SYNTYPE: 1 specimen. **Remarks:** Odhner (1934) established the new genus *Risbecia* with *Ceratosoma francoisi* de Rochebrune, 1894, in the sense of the misidentification of Risbec (1928), as the type species. Under Article 70c (ICZN 1985), with this nomenclatural act Odhner (1934) introduced the new species *Risbecia francoisi* Odhner, 1934, which is the type species of the genus *Risbecia* by original designation. The syntypes of this species are the specimens studied by Risbec (1928).
- gasconi.** *Hypselodoris gasconi* Ortea et Valdés in Ortea et al. 1996: 120-123, figs 12A, 90-92. Type locality: Calvi, Corsica (Mediterranean Sea). HOLOTYPE (by original designation): specimen.
- geometrica.** *Chromodoris geometrica* Risbec, 1928: 148-151, fig. 41, pl. 6, fig. 10. Type locality: Anse Vata and Rocher à la Voile, Nouméa, New Caledonia. SYNTYPE: 1 specimen.
- gibbosum.** *Ceratosoma gibbosum* de Rochebrune, 1894: 55. Type locality: "Dead Joland", Torres Strait, Northern Australia. SYNTYPE: 1 specimen, leg. Lix. **Remarks:** According to Rudman (1988), this is a junior synonym of *Ceratosoma trilobatum* (J. E. Gray, 1827).
- gofasi.** *Hypselodoris gofasi* Ortea et Valdés in Ortea et al. 1996: 123-129, figs 93-99. Type locality: Santa Maria, Benguela, Angola. HOLOTYPE (by original designation, figured by Ortea et al. 1996, fig. 93): specimen, leg. Gofas.
- goslineri.** *Chromodoris goslineri* Ortea et Valdés in Ortea et al. 1996: 143-146, figs 112-114. Type locality: Villa do Porto, Santa Maria, Azores. HOLOTYPE (by original designation, figured by Ortea et al. 1996, fig. 112): specimen (dissected), leg. Gofas.
- hikuerensis.** *Rosodoris hikuerensis* Pruvot-Fol, 1954: 23-27, fig. 9. Type locality: Hikueru, Tuamotu (Pacific Ocean). HOLOTYPE (by monotypy, figured by Pruvot-Fol 1954, fig. 9): specimen (dissected). **Remarks:** This is the type species of the genus *Rosodoris* Pruvot-Fol, 1954, by original designation. According to Rudman (1986a), *Rosodoris* is a junior synonym of *Glossodoris* Ehrenberg, 1831.
- hirsuta.** *Cadlinella hirsuta* Rudman, 1995: 2-9, figs 1-5, 6B, 7. Type locality: Baie du Prony, New Caledonia. HOLOTYPE (by original designation): specimen, leg. Laboute + 1 paratype.
- jousseumei.** *Ceratosoma jousseumei* de Rochebrune, 1894: 55. Type locality: Red Sea. SYNTYPES: 2 specimens (1 of them dissected), leg. Botra. **Remarks:** According to Rudman (1988), this is a junior synonym of *Ceratosoma tenue* Abraham, 1876.
- koumacensis.** *Hypselodoris koumacensis* Rudman, 1995: 34-37, figs 6C, 24B, 30, 31. Type locality: Grande Récif de Koumac, New Caledonia. HOLOTYPE (by original designa-

- tion, figured by Rudman 1995, figs 6C, 24B, 30, 31): specimen (dissected).
- laboutei.** *Noumea laboutei* Rudman, 1986c: 399-401, figs 1H, 15-17. Type locality: Îlot Gi, New Caledonia. HOLOTYPE (by original designation, figured by Rudman 1986c, figs 1H, 15-17): specimen (dissected), leg. Laboute.
- lacteola.** *Hypselodoris lacteola* Rudman, 1995: 28-30, figs 25B, 26. Type locality: east entrance to Canal Woodin, New Caledonia. HOLOTYPE (by original designation, figured by Rudman 1995, fig. 25B): specimen, leg. Laboute.
- lata.** *Chromodoris lata* Risbec, 1928: 154-156, fig. 44, pl. 8, fig. 7. Type locality: Île Hugon and Îlot Maître (Nouméa), New Caledonia. SYNTYPES: 4 specimens.
- lemniscata.** *Doris lemniscata* Quoy et Gaimard, 1832: 268, 269, pl. 19, figs 8-11. Type locality: Port Louis, "Île de France" (= Mauritius), Indian Ocean. SYNTYPE: 1 specimen, leg. Quoy and Gaimard (dissected). **Remarks:** This is the type species of the genus *Durvilledoris* Rudman, 1984, by original designation.
- lineata.** *Doris lineata* Souleyet, 1852: 453, pl. 25, figs 5-9. Type locality: "Îles Sandwich" (= Hawaii). SYNTYPES: 5 specimens, leg. Eydoux and Souleyet. **Remarks:** Eliot (1905) placed this species in the genus *Chromodoris* Alder et Hancock, 1855.
- lixi.** *Ceratosoma lixi* de Rochebrune, 1894: 55. Type locality: "Dead Joland", Torres Strait, Northern Australia. SYNTYPES: 5 specimens, leg. Lix. **Remarks:** According to Rudman (1988), this is a junior synonym of *Ceratosoma trilobatum* (J. E. Gray, 1827).
- magnifica.** *Doris magnifica* Quoy et Gaimard, 1832: 270-272, pl. 20, figs 1-4. Type locality: New Guinea, Indonesia. SYNTYPES: 2 specimens, leg. Quoy and Gaimard. **Remarks:** This is the type species of the genus *Chromodoris* Alder et Hancock, 1855, by monotypy.
- malacitana.** *Hypselodoris malacitana* Luque, 1986: 550-557, figs 42-44. Type locality: La Herradura, Málaga, Spain. NEOTYPE (designated by Ortea et al. 1996: 109): specimen.
- molloi.** *Mexichromis molloi* Ortea et Valdés in Ortea et al. 1996: 152-155, figs 12F, 118-120. Type locality: Isla Picuda, Mochima, Venezuela. HOLOTYPE (by original designation, figured by Ortea et al. 1996, figs 12F, 118-120): specimen (dissected).
- montrouzieri.** *Thorunna montrouzieri* Rudman, 1995: 37-40, figs 6G, 32-34. Type locality: Passe de Koumac, New Caledonia. HOLOTYPE (by original designation, figured by Rudman 1995, figs 6G, 32A, 33, 34): specimen (dissected).
- muniaiini.** *Hypselodoris muniaini* Ortea et Valdés in Ortea et al. 1996: 136-139, figs 106-108. Type locality: Santo Antonio, Príncipe, West Africa. HOLOTYPE (by original designation, figured by Ortea et al. 1996, figs 106-108): specimen (dissected), leg. Rolán and Fernandes. **Remarks:** In the header of the original description of this species it is misspelled as *Hypselodoris muniaini*.
- odhneri.** *Risbecia odhneri* Risbec, 1953: 94. Type locality: Baie de l'Orphelinat, Nouméa, New Caledonia. SYNTYPE: 1 specimen. **Remarks:** This species was introduced by Risbec (1953) for the specimens cited by Risbec (1928) under the name "*Ceratosoma francoisi* Rochebrune". These specimens are also the type material of the species *Risbecia francoisi* Odhner, 1934, introduced under Article 70c (ICZN 1985). Therefore, *Risbecia odhneri* and *Risbecia francoisi* are objective synonyms.
- ornatissima.** *Cadlina ornatissima* Risbec, 1928: 163-165, fig. 47, pl. 8, fig. 4. Type locality: Baie de l'Orphelinat, Nouméa, New Caledonia. HOLOTYPE (by monotypy, figured by Risbec, 1928, fig. 47, pl. 8, fig. 4): specimen (dissected). **Remarks:** This is the type species of the genus *Cadlinella* Thiele, 1931, by monotypy.
- orsinii.** *Doris orsinii* Verany, 1846: 96, 100, 101. Type locality: Sicily, Italy. NEOTYPE (designated by Ortea et al., 1996: 58): specimen. **Remarks:** Ortea et al. (1996) placed this species in the genus *Hypselodoris* Stimpson, 1855.
- picta.** *Doris picta* Schultz in Philippi 1836: 105. Type locality: Catania, Sicily, Italy. NEOTYPE (designated by Ortea et al. 1996: 43): specimen. **Remarks:** Ortea et al. (1996) placed this species in the genus *Hypselodoris* Stimpson, 1855.
- pullata.** *Glossodoris pullata* Rudman, 1995: 10-12, figs 6A, 8, 9, 10A. Type locality: Passe

- d'Ourai, near La Foa, New Caledonia. HOLOTYPE (by original designation, figured by Rudman 1995, figs 6A, 8, 9, 10A): specimen (dissected), leg. Faucompré + 1 paratype.
- punicea.** *Hypselodoris punicea* Rudman, 1995: 25-28, figs 6J, 22-24A. Type locality: Passe de Koumac, New Caledonia. HOLOTYPE (by original designation, figured by Rudman 1995, figs 6J, 22-24A): specimen (dissected).
- pustulosa.** *Doris pustulosa* Cuvier, 1804a: 452, 473. Type locality: "Mer des Indes" (= Indian Ocean). SYNTYPE (figured by Pruvot-Fol 1934a, fig. 2, pl. 2, figs 3-7): 1 specimen (dissected), leg. Péron. **Remarks:** Pruvot-Fol (1934a) placed this species in the genus *Ceratosoma* J. F. Gray, 1850.
- ransoni.** *Glossodoris ransoni* Pruvot-Fol, 1954: 18-20, fig. 6. Type locality: Hikueru, Tuamotu (Pacific Ocean). HOLOTYPE (by monotypy): specimen (dissected). **Remarks:** According to Rudman (1987), this is a junior synonym of *Chromodoris kuniei* Pruvot-Fol, 1930.
- reticulata.** *Doris reticulata* Quoy et Gaimard, 1832: 272, 273, pl. 20, figs 9-11. Type locality: Tongatapu (Pacific Ocean). SYNTYPE: 1 specimen, leg. Quoy and Gaimard. **Remarks:** Risbec (1956) placed this species in the genus *Risbecia* Odhner, 1934.
- rhopalicum.** *Ceratosoma rhopalicum* de Rochebrune, 1894: 55. Type locality: Red Sea. SYNTYPE: 1 specimen, leg. Botta. **Remarks:** According to Rudman (1988), this is a junior synonym of *Ceratosoma tenue* Abraham, 1876.
- romeri.** *Noumea romeri* Risbec, 1928: 165-167, fig. 48, pl. 5, fig. 5. Type locality: Nouméa, New Caledonia. SYNTYPES: 2 specimens (one of them dissected). **Remarks:** This is the type species of the genus *Noumea* Risbec, 1928, by subsequent designation by Baba (1937).
- symmetricus.** *Glossodoris symmetricus* Rudman, 1990: 275-279, figs 1C, 6D, 8A, 9D (in part), 10A-D, 11, 12. Type locality: St. Gilles Reef, La Réunion (Indian Ocean). HOLOTYPE (by original designation, figured by Rudman 1990, figs 1C, 6D, 8A, 10B, 11A-F): specimen (dissected), leg. Jay.
- tricolor.** *Doris tricolor* Cantraine, 1835: 383, 384. Type locality: Accitrezza, Sicily (Mediterranean Sea). NEOTYPE (designated by Ortea *et al.* 1996: 32): specimen. **Remarks:** Ortea *et al.* (1996) placed this species in the genus *Hypselodoris* Stimpson, 1855.
- trouilloti.** *Chromodoris trouilloti* Risbec, 1928: 146, 147, fig. 39, pl. 8, fig. 5. Type locality: Pointe de l'Artillerie, Nouméa, New Caledonia. SYNTYPES: 2 specimens (dissected).
- undulata.** *Glossodoris undulata* Pruvot-Fol, 1954: 21-23, fig. 8. Type locality: Hikueru, Tuamotu (Pacific Ocean). SYNTYPES: 3 specimens (dissected). **Remarks:** According to Rudman (1986a), this is a junior synonym of *Glossodoris sibogae* (Bergh, 1905).
- verconiforma.** *Noumea verconiforma* Rudman, 1995: 19-22, figs 6I, 16-18. Type locality: NW side of Récif de l'Infernet, New Caledonia. HOLOTYPE (by original designation, figured by Rudman 1995, figs 6I, 16-18): specimen (dissected).
- versicolor.** *Chromodoris versicolor* Risbec, 1928: 147, 148, fig. 40, pl. B, fig. 2, pl. 6, fig. 3. Type locality: Baie de l'Orphelinat, Nouméa, New Caledonia. SYNTYPE: 1 radula. **Remarks:** Risbec (1953) placed this species in the genus *Risbecia* Odhner, 1934.
- villafranca.** *Doris villafranca* Risso, 1818: 370. Type locality: Blancs, Spain. NEOTYPE (designated by Ortea *et al.* 1996: 22): specimen. **Remarks:** Ortea *et al.* (1996) placed this species in the genus *Hypselodoris* Stimpson, 1855.
- xicoi.** *Hypselodoris xicoi* Ortea et Valdés *in* Ortea *et al.* 1996: 129-133, figs 12C, D, 100-103. Type locality: Espirinha, São Tomé, West Africa. HOLOTYPE (by original designation, figured by Ortea *et al.* 1996, figs 12D, 100B, 101B): specimen, leg. Rolán and Fernandes.

Family DENDRODORIDIDAE O'Donoghue, 1924

angolensis. *Dendrodoris angolensis* Valdés *et* Ortea *in* Valdés *et al.* 1996: 20-23, figs 2F, 11, 12C. Type locality: Luanda, Angola. HOLOTYPE (by original designation): specimen, leg. Gófas + 2 paratypes.

aurea. *Doris aurea* Quoy et Gaimard, 1832: 265, pl. 19, figs 4-7. Type locality: Jervis Bay, Australia. SYNTYPES: 5 specimens (2 of

- them dissected). **Remarks:** Pruvot-Fol (1934b) placed this species in the genus *Dendrodoris* Ehrenberg, 1831.
- communis.** *Doridopsis communis* Risbec, 1928: 67-69, fig. 7, pl. A, fig. 2, pl. 1, fig. 6. Type locality: Pointe de l'Artillerie, Nouméa, New Caledonia. SYNTYPES: 2 specimens. **Remarks:** According to Brodie *et al.* (1997), this is a junior synonym of *Dendrodoris fumata* (Rüppell *et* Leuckart, 1828).
- fosseti.** *Doridopsis fosseti* Risbec, 1928: 64, 65, pl. 5, fig. 4. Type locality: Pointe de l'Artillerie, Nouméa, New Caledonia. SYNTYPE (figured by Risbec 1928, pl. 5, fig. 4): 1 specimen.
- grandiflora.** *Doris grandiflora* Rapp, 1827: 520, 521, fig. 3. Type locality: Strait of Gibraltar, 36°09'N - 06°09'W, Spain. NEOTYPE (designated by Valdés *et al.* 1996: 9): specimen. **Remarks:** *Doris grandiflora* has been placed in the Official List of Specific Names in Zoology, Opinion 1805 (ICZN 1995). Valdés *et al.* (1996) placed this species in the genus *Dendrodoris* Ehrenberg, 1831.
- herytra.** *Dendrodoris herytra* Valdés *et* Ortea *in* Valdés *et al.* 1996: 25-27, figs 2C, H, 12B, 14. Type locality: Madeira. HOLOTYPE (by original designation): specimen, leg. Wirtz.
- limbata.** *Doris limbata* Cuvier, 1804a: 468, 469, pl. 74, fig. 3. Type locality: Marseille, France. NEOTYPE (designated by Valdés *et al.* 1996: 5): specimen. **Remarks:** Valdés *et al.* (1996) placed this species in the genus *Dendrodoris* Ehrenberg, 1831.
- minima.** *Dendrodoris minima* Pruvot-Fol, 1951: 47. Type locality: Muros de Nalón, Asturias, Spain. NEOTYPE (designated by Valdés & Ortea 1997: 249): specimen, leg. Rodríguez. **Remarks:** Valdés & Ortea (1997) designated the same specimen as neotype of *Doriopsilla pelseneeri* d'Oliveira, 1895, and therefore both names become objective synonyms.
- mollis.** *Doridopsis mollis* Risbec, 1928: 65, 66, fig. 6, pl. 2, fig. 4. Type locality: New Caledonia. SYNTYPES: 2 specimens. **Remarks:** According to Brodie *et al.* (1997), this is a junior synonym of *Dendrodoris nigra* (Stimpson, 1855).
- nigropunctata.** *Doriopsis nigropunctata* Vayssière, 1912: 77, 78, pl. 7, fig. 109. Type locality: Djibouti. HOLOTYPE (by monotypy, figured by Vayssière 1912, pl. 7, fig. 109): specimen (dissected), leg. Gravier. **Remarks:** This species probably must be placed in the genus *Dendrodoris* Ehrenberg, 1831.
- pelseneeri.** *Doriopsilla pelseneeri* d'Oliveira, 1895: 12, 13. Type locality: Muros de Nalón, Spain. NEOTYPE (designated by Valdés & Ortea 1997: 249): specimen, leg. Rodríguez.
- punctata.** *Doris punctata* Quoy *et* Gaimard, 1832: 262, pl. 18, figs 8-10. Type locality: "Le Havre Carteret", New Ireland, Bismarck Archipelago. SYNTYPE: 1 specimen, leg. Quoy and Gaimard. **Remarks:** This name is preoccupied by *Doris punctata* Rüppell *et* Leuckart, 1828 (see *rufopunctata*). Pruvot-Fol (1934b) placed this species in the genus *Dendrodoris* Ehrenberg, 1831.
- racemosa.** *Dendrodoris racemosa* Pruvot-Fol, 1951: 47. Type locality: Muros de Nalón, Spain. NEOTYPE (designated by Valdés & Ortea 1997: 249): specimen, leg. Rodríguez. **Remarks:** Valdés & Ortea (1997) designated the same specimen as neotype of *Doriopsilla pelseneeri* d'Oliveira, 1895, and therefore both names become objective synonyms.
- rosea.** *Doriopsis rosea* Vayssière, 1912: 82, 83, pl. 1, fig. 2, pl. 10, fig. 153. Type locality: near Obock, Golfe de Tadjoura, Djibouti. SYNTYPES (one figured by Vayssière 1912, pl. 1, fig. 2, pl. 10, fig. 153): 1 specimen (dissected), leg. Jousseau; 1 specimen (dissected) leg. Gravier. **Remarks:** The name *Doriopsis rosea* was firstly introduced by Vayssière (1911) without description (*nomen nudum*). According to Brodie *et al.* (1997), this is a junior synonym of *Dendrodoris fumata* (Rüppell *et* Leuckart, 1828).
- rufopunctata.** *Dendrodoris rufopunctata* Pruvot-Fol, 1934b: 60, 61. Type locality: "Le Havre Carteret", New Ireland, Bismarck Archipelago. SYNTYPE: 1 specimen, leg. Quoy and Gaimard. **Remarks:** This is a replacement name for *Doris punctata* Quoy *et* Gaimard, 1832, preoccupied by *Doris punctata* Rüppell *et* Leuckart, 1828.
- senegalensis.** *Dendrodoris senegalensis* Bouchet, 1975a: 124-127, figs 3, 4, pl. 1, fig. 2. Type locality: "Le Virage" between Ngor and Yof,

Cap Vert Peninsula, Senegal. HOLOTYPE (by original designation): specimen + 2 paratypes.

Remarks: Bouchet (1975a), originally designated a "Lectotype" for this species. However, following Article 73a (i) (ICZN 1985), if an author when establishing a new nominal species states that one specimen is "the type", or uses some equivalent expression, that specimen is the holotype by original designation.

tuberculosa. *Doris tuberculosa* Quoy et Gaimard, 1832: 248, 249, pl. 16, figs 1, 2. Type locality: "Port Dorey" (= Manokwari), Irian Jaya, Indonesia. SYNTYPE: 1 specimen (dissected). **Remarks:** Pruvot-Fol (1934b) placed this species in the genus *Dendrodoris* Ehrenberg, 1831.

Family PHYLLIDIIDAE Rafinesque, 1814

albonigra. *Phyllidia albonigra* Quoy et Gaimard, 1832: 291, 292, pl. 21, figs 26, 27. Type locality: Tongatapu (Pacific Ocean). LECTOTYPE (selected by Brunckhorst 1993, figured by Quoy & Gaimard 1832, pl. 21, figs 26, 27): specimen. **Remarks:** According to Brunckhorst (1993), this is a junior synonym of *Phyllidiella pustulosa* (Cuvier, 1804).

aurata. *Phyllidia aurata* Pruvot-Fol, 1952: 408-411, figs 1-9. Type locality: Cannes, France. HOLOTYPE (by monotypy, figured by Pruvot-Fol 1952, figs 1-9): specimen (dissected). **Remarks:** According to Brunckhorst & Willan (1989), this is a junior synonym of *Phyllidia flava* Aradas, 1847.

bayi. *Fryeria bayi* Bouchet, 1983: 65-68, figs 1, 2. Type locality: Punta Bianca, Corsica (Mediterranean Sea). HOLOTYPE (by original designation, figured by Bouchet 1983, fig. 1): specimen + 1 paratype.

berghi. *Phyllidiopsis berghi* Vayssière, 1902: 237-242, pl. 9, figs 10-16, pl. 10, fig. 17. Type locality: *Talisman* (1883) Expedition, stn 141, 45°59.00'N - 04°09.46'W, Bay of Biscay, 1480 m. HOLOTYPE (by monotypy, figured by Vayssière 1902, pls 9, 10 and Valdés & Ortea 1996, fig. 1B): specimen (dissected).

borbonica. *Phyllidia borbonica* unavailable. **Remarks:** Brunckhorst (1993) studied one specimen deposited in MNHN labelled "*Phyllidia borbonica* Cuv.", and pointed out

that it is a large specimen of *P. varicosa*. At the same time, he indicated that the species *Phyllidia borbonica* was introduced by Cuvier (1804c), and listed this name in the synonymy of *P. varicosa*. However, in that paper Cuvier did not introduce any new species, but just remarked that he was the first author who described the genus *Phyllidia* based on a single specimen collected from "Île Bourbon" (= La Réunion). Therefore, Brunckhorst (1993) is the first author who introduced the manuscript name *P. borbonica*, but in synonymy, so that it is unavailable (ICZN 1985, Article 11e). For additional information on this specimen see also the remarks on *Phyllidia trilineata* Cuvier, 1804 and *Phyllidia varicosa* Lamarck, 1801.

boucheti. *Phyllidiopsis boucheti* Valdés et Ortea, 1996: 5, 6, figs 1D, 5 (in part), 6. Type locality: Punta de la Rasca, Tenerife, Canary Islands. HOLOTYPE (by original designation, figured by Valdés & Ortea 1996, fig. 1D): specimen + 1 paratype.

catena. *Phyllidia catena* Pruvot-Fol, 1956b: 70-72, figs 6, 7. Type locality: Mayotte and Mauritius (Indian Ocean). SYNTYPES [one figured by Pruvot-Fol 1956b, figs 6 (in part), 7]; 2 specimens, leg. Mathieu; 1 specimen (dissected), leg. Cloué. **Remarks:** According to Brunckhorst (1993), this is a junior synonym of *Phyllidiella zeylanica* (Kelaart, 1859).

dautzenbergi. *Phyllidia dautzenbergi* Vayssière, 1912: 85-87, pl. 1, figs 14, 15. Type locality: "Nord d'Ambouli", Golfe de Tadjoura, Djibouti. HOLOTYPE (by monotypy, figured by Vayssière 1912, pl. 1, figs 14, 15): specimen, leg. Gravier. **Remarks:** The name *Phyllidia dautzenbergi* was firstly introduced by Vayssière (1911) without description (*nomen nudum*). Brunckhorst (1993) placed this species in the genus *Phyllidiopsis* Bergh, 1875.

flava. *Phyllidia flava* Aradas, 1847: 121. Type locality: Xlendi, Gozo, Malta. NEOTYPE (designated by Brunckhorst & Willan 1989: 209, figured by Brunckhorst & Willan 1989, fig. 1): specimen + photo.

gofasi. *Reticulidia gofasi* Valdés et Ortea, 1996: 7, 8, figs 1E; 4C, 5 (in part), 8. Type locality: *Seamount 1* Expedition, stn DW61,

- 36°40.02'N - 14°16.00'W, Josephine Bank, North Eastern Atlantic, 200-205 m. HOLOTYPE (by original designation, figured by Valdés & Ortea 1996, fig. 1F): specimen + 2 paratypes.
- gynenopla.** *Phyllidiopsis gynenopla* Bouchet, 1977: 50-53, figs 18, 19, pl. 2, fig. E. Type locality: *Biaçores* Expedition, stn 159, 37°26'N - 25°51'W, off Santa Maria, Azores, 525-600 m. HOLOTYPE (by original designation, figured by Bouchet 1977, figs 18, 19, pl. 2, fig. E and Valdés & Ortea 1996, fig. 1C): specimen (dissected). **Remarks:** According to Valdés & Ortea (1996), this is a junior synonym of *Phyllidiopsis berghi* Vayssière, 1902.
- honloni.** *Phyllidia honloni* Risbec, 1956: 22, 23, pl. 14, figs 71-75, pl. 15, figs 79-81. Type locality: Hon Lon, Nha Trang, Vietnam. LECTOTYPE (selected by Brunckhorst, 1993): specimen + 3 paralectotypes. **Remarks:** According to Brunckhorst (1993), this is a junior synonym of *Phyllidia varicosa* Lamarck, 1801.
- kremppi.** *Phyllidiopsis kremppi* Pruvot-Fol, 1957: 120, 121, figs 41-49, pl. 1, figs 7, 8. Type locality: Nha Trang, Vietnam. HOLOTYPE (by monotypy, figured by Pruvot-Fol 1957, figs 41-49, pl. 1, figs 7, 8): specimen.
- nigra.** *Phyllidia nigra* van Hasselt, 1824: 244. Type locality: Cu Lao Hon "Île Poulou Cecir de Mer", Vietnam. NEOTYPE (designated by Brunckhorst, 1993: 55): specimen. **Remarks:** Brunckhorst (1993) placed this species in the genus *Phyllidiella* Bergh, 1869.
- ocellata.** *Phyllidia ocellata* Cuvier, 1804b: 269, pl. 18, fig. 7. Type locality: Timor, Indonesia. LECTOTYPE (selected by Brunckhorst 1993, figured by Pruvot-Fol 1956b, fig. 2): specimen (dissected), leg. Péron and Lesueur.
- pulitzeri.** *Phyllidia pulitzeri* Pruvot-Fol, 1963: 566-569, figs 1-6, pl. 1. Type locality: Portofino, Genova, Italy. HOLOTYPE (by original designation, figured by Pruvot-Fol 1963, figs 1-6, pl. 1): specimen, leg. Pulitzer. NEOTYPE (designated by Wägele, 1985: 65, figured by Brunckhorst & Willan 1989, fig. 1): specimen + photo from Xlendi, Gozo, Malta. **Remarks:** Wägele (1985) designated a neotype of this species because at that time the holotype was considered lost. Later, Brunckhorst & Willan (1989) selected the same specimen as neotype of *Phyllidia flava* Aradas, 1847, to fix the synonymy between both nominal species. However, we have rediscovered the holotype of *Phyllidia pulitzeri* in MNHN, and therefore this case should be submitted to the Commission (ICZN 1985: Article 75h).
- pustulosa.** *Phyllidia pustulosa* Cuvier, 1804b: 268, pl. 18, fig. 8. Type locality: Timor, Indonesia. LECTOTYPE (selected by Brunckhorst 1993, figured by Cuvier 1804b, pl. A, fig. 8 and Brunckhorst 1993, fig. 27A): specimen, leg. Péron and Lesueur. **Remarks:** This is the type species of the genus *Phyllidiella* Bergh, 1869, by subsequent designation by Brunckhorst (1993).
- serenei.** *Phyllidia serenei* Risbec, 1956: 24, 25, pl. 16, figs 82-84, pl. 17, figs 86-89. Type locality: "Île Poulou Cecir de Mer" (= Cu Lao Hon), Vietnam. LECTOTYPE (selected by Brunckhorst, 1993): specimen + 3 paralectotypes. **Remarks:** Brunckhorst (1993) designated the lectotype of *Phyllidia serenei* as neotype of *Phyllidiella nigra* (van Hasselt, 1824), and therefore both names become objective synonyms.
- trilineata.** *Phyllidia trilineata* Cuvier, 1804b: 268, pl. 18, figs 1-6. Type locality: La Réunion, Indian Ocean. SYNTYPE (figured by Cuvier 1804b, pl. 18, figs 1-4): 1 specimen (dissected) (Fig. 10B). NEOTYPE (designated by Brunckhorst 1993: 27, figured by Brunckhorst 1993, fig. 23): specimen, leg. Drivas and Jay. **Remarks:** Cuvier (1797) established the generic name *Phyllidia* for a single specimen collected from "Île Bourbon" (= La Réunion), but did not name the species. Lamarck (1801) erected the specific name *Phyllidia varicosa* for the specimen seen by Cuvier (1797). Cuvier (1804b) commented that the species on which he himself based the genus *Phyllidia* must be named *Phyllidia trilineata* instead of *P. varicosa* because the former name is more appropriate. At the same time, he described and figured *P. trilineata* based on the original specimen (from La Réunion) and two additional individuals (considerably smaller in size) collected by Péron from "Mer des Indes". The examination of the specimen

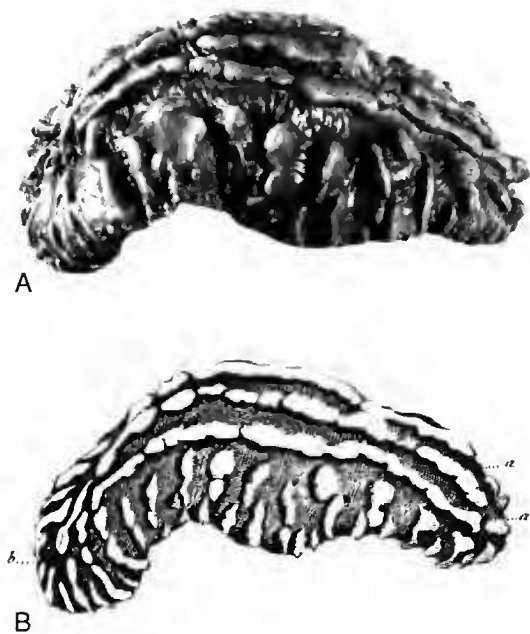


FIG. 10. — A. Holotype of *Phyllidia varicosa* and syntype of *Phyllidia trilineata*, 60.4 mm; B. Photocopy of Cuvier's (1804b, pl. 18, fig. 1) drawing of *Phyllidia trilineata*.

which Brunckhorst considered the holotype of the unavailable species *P. borbonica* (see remarks on *Phyllidia borbonica*) reveals that it is one of the syntypes of *P. trilineata* figured by Cuvier (1804b, pl. 18, figs 1-4), see Figs 10A, B. As remarked above, this specimen is labelled "*Phyllidia borbonica* Cuv.", which unequivocally indicates that it was collected from La Réunion. In addition, this specimen is very large, so evidently it is the specimen on which Cuvier (1797) based the genus *Phyllidia* (the specimens collected later were considerably smaller), and therefore the holotype of *P. varicosa*. In the ancient catalogue of specimens in alcohol of MNHN this specimen is registered within the types of *Phyllidia ocellata* Cuvier, 1804 and *Phyllidia pustulosa* Cuvier, 1804, both collected from Timor by Péron and Lessueur. The other syntypes of *P. trilineata* are not registered and it is probable that they have never been deposited in MNHN collections. Brunckhorst (1993) selected a neotype for *P. varicosa* and *P. trilineata*, but since the origi-

nal type material of this species has been rediscovered, this case must be submitted to the Commission (ICZN 1985: Article 75h).

tuberculata. *Phyllidia tuberculata* Risbec, 1928: 59, 60, fig. 3, pl. A, fig. 1, pl. 1, fig. 2. Type locality: Baie de l'Orphelinat, Nouméa, New Caledonia. SYNTYPE: 1 specimen (dissected). **Remarks:** According to Brunckhorst (1993), this is a junior synonym of *Phyllidiopsis cardinalis* Bergh, 1875.

varicosa. *Phyllidia varicosa* Lamarck, 1801: 66. Type locality: La Réunion, Indian Ocean. HOLOTYPE (by monotypy, figured by Cuvier 1804b, pl. 18, figs 1-4): specimen (dissected) (Fig. 10A). NEOTYPE (designated by Brunckhorst 1993: 27, figured by Brunckhorst 1993, fig. 23): specimen, leg. Drivas and Jay. **Remarks:** As indicated above (see remarks on *Phyllidia borbonica* and *Phyllidia trilineata*), the syntype of *P. trilineata* figured by Cuvier (1804b, pl. 18, figs 1-4), is actually in MNHN collections. This specimen labelled "*Phyllidia borbonica* Cuv." is the holotype by monotypy of *P. varicosa*. Brunckhorst (1993) selected a neotype for *P. varicosa* and *P. trilineata*, but since the original type material has been rediscovered, this case must be submitted to the Commission (ICZN 1985: Article 75h).

INCERTAE SEDIS

alboranica. *Doris (?) alboranica* Bouchet, 1977: 29-34, figs 1, 2. Type locality: *Polymède 2* Expedition, stn 66, 36°05N - 4°52W, Alboran Sea, 910 m. HOLOTYPE (by original designation, figured by Bouchet 1977, figs 1, 2): specimen (dissected).

rigida. *Spongiodoris rigida* Pruvot-Fol, 1933: 131-133, pl. 2, figs 12-17. Type locality: Gulf of Suez, Egypt. SYNTYPE: 1 specimen, leg. Dollfus. **Remarks:** This is the type species of the genus *Spongiodoris* Pruvot-Fol, 1933, by monotypy.

NUDIBRANCHIA-DENDRONOTINA

Family TRITONIIDAE Lamarck, 1809

episcopalis. *Tritonia episcopalis* Bouchet, 1977:

- 55-57, figs 22, 23, pl. 1, figs E, F, pl. 3, figs C, D. Type locality: *Thalassa* (1973) Expedition, strn Z409, 47°43'N - 8°04'W, off Brittany, France, 1035-1080 m. HOLOTYPE (by original designation): specimen + 2 paratypes.
- gravieri.** *Tritoniopsis gravieri* Vayssière, 1912: 90-95, pl. 6, figs 78-86. Type locality: Golfe de Tadjoura, Djibouti. HOLOTYPE (by monotypy, figured by Vayssière 1912, pl. 6, figs 78-86): specimen (dissected), leg. Gravier. **Remarks:** The name *Tritoniopsis gravieri* was firstly introduced by Vayssière (1911) without description (*nomen nudum*).
- hombergii.** *Tritonia hombergii* Cuvier, 1802: 483-494, pls 1, 2. Type locality: Le Havre, France. SYNTYPES: 3 specimens, leg. Homberg. **Remarks:** This is the type species of the genus *Tritonia* Cuvier, 1797, by designation under plenary powers, Opinion 668 (ICZN 1963).
- poirieri.** *Microlophus poirieri* Mabile et de Rochebrune in de Rochebrune & Mabile 1889: 11, 12, pl. 6, fig. 1. Type locality: "Baie Orange", Punta Atenas, Chile. SYNTYPE: 1 specimen. **Remarks:** This is the type species of *Microlophus* Mabile et de Rochebrune, 1889, by monotypy.
- Family DOTIDAE J. E. Gray, 1853
- arteoi.** *Doto arteoi* Ortea, 1978: 389-392, figs A-D. Type locality: Concha de Artedo, Asturias, Spain. HOLOTYPE (by original designation): specimen.
- cervicenigra.** *Doto cervicenigra* Ortea et Bouchet, 1989: 265, 266, figs 5-7, 9. Type locality: La Revellata, Calvi, Corsica (Mediterranean Sea). HOLOTYPE (by original designation, figured by Ortea & Bouchet 1989, figs 5-7, 9): specimen.
- cindyneutes.** *Doto cindyneutes* Bouchet, 1977: 57, 58, fig. 24. Type locality: *Thalassa* (1973) Expedition, strn Z435, 48°40'N - 09°53'W, off Brittany, France, 1050 m. HOLOTYPE (by original designation): specimen + 1 paratype.
- fluctifraga.** *Doto fluctifraga* Ortea et Pérez-Sánchez, 1982: 79-83, figs 1-4. Type locality: La Garita, Gran Canaria, Canary Islands. HOLOTYPE (by original designation): specimen.
- fragaria.** *Doto fragaria* Ortea et Bouchet, 1989: 262-264, figs 1-4, 8. Type locality: near La Revellata, Calvi, Corsica (Mediterranean Sea). HOLOTYPE (by original designation, figured by Ortea & Bouchet 1989, figs 2, 3, 8): specimen + spawu + prey.
- furva.** *Doto furva* García-Gómez et Ortea, 1984: 208-211, figs 1, 2, pl. 1, fig. A. Type locality: Tatifa, Spain. HOLOTYPE (by original designation): specimen.
- racemosa.** *Doto racemosa* Risbec, 1928: 269, 270, fig. 90, pl. 11, fig. 3. Type locality: Rocher à la Voile, Nouméa, New Caledonia. SYNTYPE: 1 specimen.
- ussi.** *Doto ussi* Ortea, 1982b: 1-6, figs 1-3. Type locality: Mayotte, Comoros (Indian Ocean). HOLOTYPE (by original designation): specimen + photo + 1 paratype.
- Family SCYLLAEIDAE Alder et Hancock, 1855
- rosea.** *Melibe rosea* Rang, 1829a: 130, pl. 3, fig. 3. Type locality: Cape of Good Hope, Southern Africa. SYNTYPE: 1 specimen, leg. Rang.
- NUDIBRANCHIA-ARMININA
- Family ARMINIDAE Iredale et O'Donoghue, 1923
- diguetti.** *Armina diguetti* Pruvot-Fol, 1955: 464-466, figs 8-10. Type locality: Baja California, Mexico. HOLOTYPE (by original designation, figured by Pruvot-Fol 1955, figs 8-10): specimen (dissected), leg. Diguetti.
- Family ZEPHYRINIDAE Iredale et O'Donoghue, 1923
- praeclara.** *Antiopella praeclara* Bouchet, 1975a: 127-130, fig. 5, pl. 1, fig. 3. Type locality: Île aux Serpents, near Dakar, Senegal. HOLOTYPE (by original designation): specimen + 2 paratypes. **Remarks:** Bouchet (1975a) originally designated a 25 mm long specimen the "Lectotype" for this species. However, following the Article 73a (i) (ICZN 1985), if an author when establishing a new nominal spe-

cies states that one specimen is "the type", or uses some equivalent expression, that specimen is the holotype by original designation.

NUDIBRANCHIA-AEOLIDINA

Family FLABELLINIDAE Bergh, 1889

baetica. *Flabellina baetica* García-Gómez, 1984: 61-64, pls 1, 2A. Type locality: Tarifa, Spain. HOLOTYPE (by original designation): specimen.

barentsi. *Coryphella barentsi* Vayssière, 1913: 2-5, figs 1-6. Type locality: mouth of river Rogacheva, Belush'ya Guba Bay, SW coast of Novaya Zemlya, Russia. HOLOTYPE (by monotypy, figured by Vayssière 1913, figs 1-6): specimen (dissected).

Family EUBRANCHIDAE Odhner, 1934

arci. *Eubranchus arci* Ortea, 1980: 170-174, figs 1, 2. Type locality: Punta Hidalgo, Tenerife, Canary Islands. HOLOTYPE (by original designation): specimen.

linensis. *Eubranchus linensis* García-Gómez, Cerverá et García, 1990: 585-591, figs 1-6, 11. Type locality: Tarifa, Spain. HOLOTYPE (by original designation): specimen (dissected).

prietoi. *Eubranchus prietoi* Llera et Ortea, 1981: 266-270, figs 1-3, pl. 1. Type locality: Verdicio, Asturias, Spain. HOLOTYPE (by original designation, figured by Llera & Ortea 1981, pl. 1, figs D, E): specimen.

Family AEOLIDIIDAE Gray, 1827

annulata. *Eolidia annulata* Quoy et Gaimard, 1832: 287, 288, pl. 21, figs 15-18. Type locality: "Port Dorey" (= Manokwari), Irian Jaya, Indonesia. SYNTYPE (figured by Quoy & Gaimard 1833, pl. 21, figs 15-18): 1 specimen. **Remarks:** Pruvot-Fol (1934b) placed this species in the genus *Cerberilla* Bergh, 1873.

cryoporos. *Baeolidia cryoporos* Bouchet, 1977: 60-63, figs 26, 27. Type locality: *Biogas III* Expedition, stn CV24, 47°33'N - 08°34'W, Bay of Biscay, 2110 m. HOLOTYPE (by ori-

ginal designation, figured by Bouchet 1977, figs 26, 27): specimen (dissected).

paradoxa. *Eolidina paradoxa* Quatrefages, 1843: 31. Type locality: Saint-Vaast, France. SYNTYPE: 1 specimen.

quoyi. *Baeolidia quoyi* Pruvot-Fol, 1934b: 56, fig. 19. Type locality: unknown. HOLOTYPE (by monotypy): specimen (dissected), leg. Quoy and Gaimard.

ransoni. *Aeolidiopsis ransoni* Pruvot-Fol, 1956a: 228-231, figs 1-11. Type locality: Île Kaukura, Tuamotu (Pacific Ocean). SYNTYPE: 1 specimen (dissected), leg. Ranson. **Remarks:** This is the type species of the genus *Aeolidiopsis* Pruvot-Fol, 1956, by original designation.

Family GLAUCIDAE J. E. Gray, 1827

alba. *Algarvia alba* García-Gómez et Cervera, 1990: 734-740, figs 1-9. Type locality: Baía da Baleeira, Sagres, Portugal. HOLOTYPE (by original designation): specimen. **Remarks:** This is the type species of the genus *Algarvia* García-Gómez et Cervera, 1989, by original designation.

anadoni. *Rioselleolis anadoni* Ortea, 1979a: 132-138, pls 1-3. Type locality: Ribadesella, Asturias, Spain. HOLOTYPE (by original designation): specimen. **Remarks:** This is the type species of the genus *Rioselleolis* Ortea, 1979, by original designation, considered by Rolán et al. (1991) as a junior synonym of *Babakina* Roller, 1973.

bourailli. *Aeolidia bourailli* Risbec, 1928: 254-256, fig. 83, pl. 9, fig. 2. Type locality: Île Nou (Nouméa) and Bourail, New Caledonia. SYNTYPE: 1 specimen. **Remarks:** Rudman (1980) placed this species in the genus *Phidiana* J. E. Gray, 1850.

cornuta. *Aeolidia cornuta* Risbec, 1928: 235, 236, fig. 71, pl. 11, fig. 5. Type locality: Pointe de l'Artillerie (Nouméa) and Bourail, New Caledonia. SYNTYPES: 3 specimens.

dangeri. *Aeolidia dangeri* Risbec, 1928: 252-254, fig. 82, pl. 9, fig. 1. Type locality: Rocher à la Voile, Nouméa, New Caledonia. SYNTYPE: 1 specimen.

diffusa. *Aeolidia diffusa* Risbec, 1928: 242-244, fig. 75, pl. D, fig. 2, pl. 12, fig. 2. Type locali-

- ty: New Caledonia. SYNTYPE: 1 specimen.
- ducrosi.** *Aeolidia ducrosi* Risbec, 1928: 232, 233, fig. 69, pl. 11, fig. 7. Type locality: Rocher à la Voile, Nouméa, New Caledonia. SYNTYPE: 1 specimen.
- joubini.** *Aeolidia joubini* Risbec, 1928: 233-235, fig. 70, pl. 10, fig. 2. Type locality: Nouméa, New Caledonia. SYNTYPE: 1 specimen.
- poindimiei.** *Aeolidia poindimiei* Risbec, 1928: 246, 247, fig. 78, pl. 9, fig. 3. Type locality: Poindimié and Île N'Du Kué, New Caledonia. SYNTYPE: 1 specimen. **Remarks:** Rudman (1991) placed this species in the genus *Phylloidesmium* Ehrenberg, 1831.
- trunca.** *Aeolidia trunca* Risbec, 1928: 236-238, fig. 72, pl. 9, fig. 8. Type locality: Rocher à la Voile and Pointe de l'Artillerie, Nouméa, New Caledonia. SYNTYPE: 1 specimen.
- violacea.** *Aeolidia violacea* Risbec, 1928: 251, 252, fig. 81, pl. 11, fig. 2. Type locality: Île Nou and Rocher à la Voile, Nouméa, New Caledonia. SYNTYPE: 1 specimen.
- vitreus.** *Favorinus vitreus* Ortea, 1982c: 45-48, figs 1, 2. Type locality: Los Cristianos, Tenerife, Canary Islands. HOLOTYPE (by original designation): specimen + photo.

Family TERGIPEIDIDAE Bergh, 1889

- francaisi.** *Guyvalvoria francaisi* Vayssièrre, 1906a: 147. Type locality: "Île Wändel" (= Renaud Island), Antarctica. HOLOTYPE (by monotypy): specimen (dissected). **Remarks:** This is the type species of the genus *Guyvalvoria* Vayssièrre, 1906, by monotypy.

Family FIONIDAL J. E. Gray, 1857

- longicauda.** *Eolidia longicauda* Quoy et Gaimard, 1832: 288-290, pl. 21, figs 19, 20. Type locality: Cook Strait, New Zealand. SYNTYPES: 6 specimens. **Remarks:** This is the type species of the genus *Dolicheolis* Finlay, 1926, by monotypy.

Acknowledgements

This paper would have not been possible without the invaluable help of Serge Gofas during the inventory of the type collection and elaboration

of the catalogue, his intimate knowledge of the collection and of the literature was essential to the completion of the work. Mr. Jean-Pierre Rocroi helped in the hard task of finding old papers in the central library of MNHN. Philippe Bouchet, Rudo von Cosel, Alan R. Kabat, Stefano Palazzi and Anne-Marie Ohler reviewers made constructive comments on the manuscript. Raymond Favia and Philippe Macstrati assisted during the curatorial work. Mrs. Grasset (Centre Inter-universitaire de Microscopie Électronique, Jussieu, Paris) produced the SEM micrographs. Photographs have been taken by Pierre Lozouet and printed by Christine Reynes (MNHN). This project was made possible by two short-term positions of the first author as visiting curator in MNHN.

REFERENCES

- Abraham P. S. 1877. — Revision of the anthobranchiate nudibranchiate Mollusca, with descriptions or notices of forty-one hitherto undescribed species. *Proceedings of the Zoological Society of London* 1877: 196-269, pls 27-30.
- Aradas A. 1847. — Memoria 3. Che contiene la descrizione di alcuni Molluschi nudi della Sicilia. *Atti dell'Accademia Gioenia di Scienze Naturali di Catania* (2) 4: 107-122, pl. 1.
- Audouin J. V. 1826. — Explication sommaire des planches de Mollusques de l'Égypte et de la Syrie, publiées par Jules-César Savigny, membre de l'Institut; offrant un exposé des caractères naturels des genres avec la distinction des espèces. *Histoire Naturelle, Animaux invertébrés*: 7-56, in Savigny M. J. C. L. (ed.), *Description de l'Égypte, ou recueil des observations et des recherches qui ont été faites en Égypte pendant l'expédition de l'armée française, publiée par les ordres de sa majesté l'empereur Napoléon le grand*, volume 1 (4). Imprimerie impériale, Paris.
- Baba K. 1937. — Opisthobranchia of Japan 2. *Journal of the Department of Agriculture, Kyushu Imperial University* 5: 289-344.
- Ballesteros M., Lleras E. & Ortea J. 1984. — Revisión de los Doridacea (Mollusca: Opisthobranchia) del Atlántico Nordeste atribuibles al complejo *maculosa-fragilis*. *Boletín Malacológico* 20: 227-257.
- Bouchet P. 1975a. — Nudibranches nouveaux des côtes du Sénégal. *Vie et Milieu (A)* 25: 119-132.
- 1975b. — Opisthobranches de profondeur de l'Océan Atlantique. I. - Cephalaspidea. *Cahiers de Biologie Marine* 16: 317-365.
- 1977. — Opisthobranches de profondeur de

- l'Océan Atlantique : II - Notaspidea et Nudibranchiata. *Journal of Molluscan Studies* 43 : 28-66.
- 1983. — Découverte du genre Indo-Pacifique *Fryeria* (Mollusca : Gastropoda : Nudibranchiata) en Méditerranée. *Annales de l'Institut Océanographique* 59 : 65-68.
- Bouchet P. & Danrigal F. 1982. — Napoléon's Egyptian Campaign (1798-1801) and the Savigny collection of shells. *The Nautilus* 96: 9-24.
- Bouchet P. & Ortea J. 1980. — Quelques Chromodorididae bleus (Mollusca, Gastropoda, Nudibranchiata) de l'Atlantique Oriental. *Annales de l'Institut Océanographique* 56 : 117-125.
- 1983. — A new *Hopkinsia* feeding on Bryozoa in the South Pacific (Mollusca, Opisthobranchia). *Venus* 42: 227-233.
- Bouchet P. & Warén A. 1979. — The abyssal molluscan fauna of the Norwegian Sea and its relation to other faunas. *Sarsia* 64: 211-243.
- Brodie G. & Willan R. 1993. — Redescription and taxonomic reappraisal of the tropical Indo-Pacific nudibranch *Siraius nucleola* (Pease, 1860) (Anthobranchia; Doridoidea: Dorididae). *The Veliger* 36: 124-133.
- Brodie G., Willan R. & Collins J. 1997. — Taxonomy and occurrence of *Dendrodoris nigra* and *Dendrodoris fumata* (Nudibranchia: Dendro-dorididae) in the Indo-West Pacific region. *Journal of Molluscan Studies* 63: 407-423.
- Brunckhorst D. J. 1993. — The systematics and phylogeny of Phyllidiid nudibranchs (Doridoidea). *Records of the Australian Museum*, supplement 16: 1-107.
- Brunckhorst D. J. & Willan R. C. 1989. — Critical review of the taxonomic status of Mediterranean *Phyllidia* (Opisthobranchia: Nudibranchia: Doridoidea). *Bollettino Malacologico* 24: 205-214.
- Bucquoy E., Daurzenberg P. & Dollfus G. 1886. — *Les mollusques marins du Roussillon*. Tome 1 & Atlas. J. B. Baillière. Paris, 570 p.
- Cantraine F. 1835. — Diagnoses ou descriptions succinctes de quelques espèces nouvelles de mollusques, qui feront partie de l'ouvrage : Malacologie méditerranéenne et littorale, et comparaison des coquilles qu'on trouve dans les collines subalpines avec celles qui vivent encore dans nos mers. *Bulletin de l'Académie Royale des Sciences de Bruxelles* 2 : 379-407.
- Cervera J. L., García-Gómez J. C. & García F. J. 1986. — Il genere *Jorunna* Bergh, 1876 (Mollusca: Gastropoda: Nudibranchia) nel litorale Iberico. *Lavori della Società Italiana di Malacologia* 22: 111-131, 1 pl.
- Ciccone G. & Savona S. 1982. — Il genere *Ringicula* Deshayes, 1838 nel Mediterraneo. *Bollettino Malacologico* 18: 17-34.
- Cossmann M. & Pissarro G. 1910-1913. — *Iconographie complète des coquilles fossiles de l'Éocène des environs de Paris*. Tome 2. *Scaphopodes, Gastropodes, Brachiopodes, Céphalodes et supplément*. Paris, 22 p., pls 1-65. Pls 1-9 (1907), pls 10-25 (1909), pls 26-45 (1911), pls 46-65, p. 1-22 (1913).
- Crosse H. 1875. — Description du nouveau genre *Berthelinia*. *Journal de Conchyliologie* 23 : 79-81.
- Cuvier G. L. 1797. — Sur un nouveau genre de mollusque. *Bulletin des Sciences* 1 : 105.
- 1802. — Mémoire sur le genre *Tritonia*, avec la description et l'anatomie d'une espèce nouvelle, *Tritonia hombergii*. *Annales du Muséum national d'Histoire naturelle* 1 : 480-496, pls 31, 32.
- 1804a. — Mémoire sur le genre *Doris*. *Annales du Muséum national d'Histoire naturelle* 4 : 447-473, pls 73, 74.
- 1804b. — Mémoire sur la Phyllidie et sur le Pleurobranche, deux nouveaux genres de mollusques de l'ordre des gastéropodes, et voisins des patelles et des oscabrions, dont l'un est nu et dont l'autre porte une coquille cachée. *Annales du Muséum national d'Histoire naturelle* 5 : 266-276, pl. 18.
- 1804c. — Suite des mémoires sur les mollusques, par M. Cuvier, sur les genres Phyllidie et Pleurobranche. *Bulletin des Sciences* 3 : 277, 278.
- Dautzenberg P. 1910. — Contribution à la faune malacologique de l'Afrique occidentale. *Actes de la Société Linnéenne de Bordeaux* 64 : 1-174, pls 1-4.
- 1923. — Liste préliminaire des mollusques marins de Madagascar et description de deux espèces nouvelles. *Journal de Conchyliologie* 68 : 21-74.
- Deshayes G. P. 1830-1831. — Histoire naturelle des vers : 1-594, in Bruguière J. G., Lamarck J. B. & Deshayes G. P. (eds). *Encyclopédie Méthodique, ou par ordre de matières ; par une Société de gens de lettres, de savants et d'artistes*, volume 2. Agasse, Paris. P. 1-144 (1830), p. 145-594 (1831).
- 1857. — Note sur différents mollusques de la Guadeloupe, envoyés par M. Schramm. *Journal de Conchyliologie* 6 : 137-143.
- 1863. — Catalogue des mollusques de l'île de la Réunion (Bourbon) : 1-144, in Maillard L. (ed.), *Notes sur l'île de la Réunion*. Dentu, Paris.
- Eales N. B. 1960. — Revision of the world species of *Aphysia* (Gastropoda, Opisthobranchia). *Bulletin of the British Museum (Natural History)* 5: 13-404.
- Eales N. B. & Engel H. 1935. — The genus *Bursatella* de Blainville. *Proceedings of the Malacological Society of London* 21: 279-303, pl. 31.
- Eliot C. N. E. 1905. — On some nudibranchs from the Pacific, including a new genus, *Chromodoridella*. *Proceedings of the Malacological Society of London* 6: 229-238.
- Engel H. & Hummelinck P. W. 1936. — Ueber westindische Aphysiidae und Verwandten anderer Gebiete. *Capita Zoologica* 8: 1-76.
- Férussac A. E. J. de 1822. — Bulla : 570-575, in Audouin J. V. et al. (eds), *Dictionnaire classique d'Histoire naturelle*, volume 2. Rey et Gravier, Paris.
- Fischer P. 1857. — Description d'espèces nouvelles.

- Journal de Conchyliologie* 5 : 273-277, pls 8, 11.
- 1876. — Description d'un Nudibranche inédit, provenant de la Nouvelle-Calédonie, avec le Catalogue des espèces du genre *Centosoma*. *Journal de Conchyliologie* 24 : 91-94.
- García F. J., García-Gómez J. C. & López M. 1990. — *Runcina macrodenticulata* n. sp., a new Gastropoda Opisthobranchia from the Strait of Gibraltar. *Bulletin du Muséum national d'Histoire naturelle* (4) 12, A : 3-7.
- García-Gómez J. C. 1984. — A new species of *Flabellina* (Gastropoda, Nudibranchia) from the Gibraltar Strait (Southern Spain). *Vie et Milieu* 34 : 61-64.
- 1985. — A new species of *Roboastra* (Gastropoda, Nudibranchia) from the Gibraltar Strait (Southern Spain). *Journal of Molluscan Studies* 51: 169-176.
- García-Gómez J. C. & Cervera J. L. 1990. — A new species and genus of aeolid nudibranch (Mollusca, Gastropoda) from the Iberian coast. *Bulletin du Muséum national d'Histoire naturelle* (4) 11, A : 733-741.
- García-Gómez J. C., Cervera J. L. & García F. J. 1990. — Description of *Eubranchus lineis* new species (Nudibranchia), with remarks on dially in nudibranchs. *Journal of Molluscan Studies* 56: 585-593.
- García-Gómez J. C. & Ortea J. 1984. — Una nueva especie de *Doto* Oken, 1815 (Mollusca: Nudibranchiata) del Estrecho de Gibraltar. *Bollettino Malacologico* 19: 207-212, 1 pl.
- 1988. — Una nueva especie de *Tumbja* Burn, 1962 (Mollusca, Nudibranchia). *Bulletin du Muséum national d'Histoire naturelle* (4) 10, A : 301-307.
- Gofas S., Ortea J. & Rodríguez G. 1991. — Una nueva especie de *Runcina* (Gastropoda, Opisthobranchia, Cephalaspidea) del litoral de Angola. *Bulletin du Muséum national d'Histoire naturelle* (4) 12, A : 541-545.
- Gosliner T. M. 1995. — The genus *Thuridilla* (Opisthobranchia: Elysiidae) from the tropical Indo-Pacific, with a revision of the phylogeny and systematics of the Elysiidae. *Proceedings of the California Academy of Sciences* 49:1-54.
- Gougerot L. & Braillon J. 1968. — Contribution à l'étude de la faune de gastéropodes des sables auversiens de Barisseuse (Oise). *Mémoires du Bureau de Recherches géologiques et minières* 58 : 175-207.
- Gougerot L. & Le Renard J. 1983. — Clefs de déterminations des petites espèces de gastéropodes de l'Éocène du Bassin de Paris. *Cahiers des Naturalistes* 38 (3/4) : 73-92.
- Gray J. E. 1850. — *Catalogue of the Mollusca in the collection of the British Museum. Part 2. Pteropoda*. Newman, London, 45 p.
- Hasselt J. C. van 1824. — Extrait d'une lettre du Dr. J. C. van Hasselt au Prof. van Swinderen, sur les mollusques de Java. *Bulletin des Sciences naturelles et de Géologie* (2) 3 : 237-245.
- Herrmannsen A. N. 1846. — *Indicis generum malacozoorum primordia. Nomina subgenerum, generum, familiarum, tribuum, ordinum, classium; adjectis auctoribus, temporibus, locis systematicis atque literariis, etymis, synonymis. Praetermittuntur Cirripeda, Tunicata et Rhizopoda*, volume 1. Fischer, Cassel, 637 p.
- ICZN 1963. — Opinion 668. *Tritonia* Cuvier, [1797] (Gastropoda); designation of a type species under the plenary powers. *Bulletin of Zoological Nomenclature* 20: 272, 273.
- 1967. — Opinion 811. *Runcina* Forbes, 1851 (Gastropoda); validated under the plenary powers. *Bulletin of Zoological Nomenclature* 24: 89.
- 1985. — *International code of Zoological Nomenclature*, Third Edition. International Trust for Zoological Nomenclature, London, 338 p.
- 1995. — Opinion 1805. *Doris grandiflora* Rapp, 1827 (currently *Dendrodoris grandiflora*) and *Doriopsis guttata* Odhner, 1917 (currently *Dendrodoris guttata*) (Mollusca, Gastropoda); specific names conserved. *Bulletin of Zoological Nomenclature* 52: 198, 199.
- 1996. — Opinion 1844. *Aplysia juliana* Quoy & Gaimard, 1832 (Mollusca, Gastropoda); specific name conserved. *Bulletin of Zoological Nomenclature* 53: 203.
- Issel A. 1869. — *Malacologia del Mar Rosso. Ricerche Zoologiche e Paleontologiche*. Biblioteca Malacologica. Pisa, 387 p., 5 pls.
- Kay E. A. 1968. — A review of the bivalved gastropods and a discussion of evolution within the Sacoglossa. *Symposium of the Zoological Society of London* 22: 109-134.
- Krohn A. 1847. — Observations sur deux nouveaux genres de Gastéropodes (*Lobiger* et *Lophocercus*). *Annales des Sciences naturelles* 7 : 52-60, pl. 2.
- Lamarck J. B. 1801. — *Système des animaux sans vertèbres, ou tableau général des classes, des ordres et des genres de ces animaux*. Dervillier, Paris, 432 p.
- Lemche H. 1948. — Northern and arctic rectibranch gastropods. 1. The larval shells. 2. A revision of the cephalaspidean species. *Det Kongelige Danske Videnskaberne Selskab, Biologiske Skrifter* 5: 1-136.
- Llera E. M. & Ortea J. 1981. — Una nueva especie de *Eubranchus* (Mollusca: Nudibranchiata) del Norte de España. *Bollettino Malacologico* 17: 265-270, 1 pl.
- Locard A. 1886. — *Prodrome de Malacologie Française. Catalogue général des mollusques vivants de France. Mollusques marins*. J. B. Baillière, Paris, 778 p.
- 1892. — *Les coquilles marines des côtes de France. Description des familles, genres et espèces*. Baillière et fils, Paris, 382 p.
- 1897. — *Expéditions scientifiques du "Travailleur" et du "Talisman" pendant les années 1880, 1881, 1882, 1883. Mollusques Testacés* 1, Masson, Paris, 516 p.
- 1905. — *Les Opisthobranches et les Hétréobranches testacés des mers d'Europe*. Rey et Cie, Lyon, 62 p.

- Luque A. A. 1986. — *Contribución al conocimiento de los Moluscos Gasterópodos de las costas de Málaga y Granada*. Universidad Complutense, Madrid, 695 p.
- Mabille J. 1885. — Descriptions de deux mollusques marins du Cap Horn. *Bulletin de la Société malacologique de France* 2 : 207, 208.
- 1896. — Observations sur le genre *Bulla*. *Bulletin de la Société philomatique de Paris* (8) 8 : 111-119.
- Marcus Ev. 1979. — Campagne de la "Calypso" au large des côtes atlantiques de l'Amérique du Sud (1961-1962). I. 31 Mollusca Opisthobranchia. *Résultats Scientifiques des Campagnes de la "Calypso"* 11 : 131-137.
- Marcus Ev. & Gosliner T. M. 1984. — Review of the family Pleurobranchaeidae (Mollusca, Opisthobranchia). *Annals of the South African Museum* 93: 1-52.
- Martínez E. 1996. — On *Petalifera petalifera* (Rang, 1828) (Gastropoda: Opisthobranchia): new anatomical and geographical data. *Journal of Molluscan Studies* 62: 243-250.
- Millen S. V. & Gosliner T. M. 1985. — Four new species of dorid nudibranchs belonging to the genus *Aldisa* (Mollusca: Opisthobranchia), with a revision of the genus. *Zoological Journal of the Linnean Society* 84: 195-233.
- Mörch O. A. L. 1863a. — Contributions à la faune malacologique des Antilles danoises. *Journal de Conchyliologie* 11 : 21-43.
- 1863b. — Révision des espèces du genre *Oxynoe*, Rafinesque, et *Lobiger*, Krohn. *Journal de Conchyliologie* 11 : 43-48.
- Morlet L. 1878a. — Monographie du genre *Ringicula*, Deshayes, et descriptions de quelques espèces nouvelles. *Journal de Conchyliologie* 26 : 113-133, pl. 5.
- 1878b. — Monographie du genre *Ringicula*, Deshayes, et descriptions de quelques espèces nouvelles (suite). *Journal de Conchyliologie* 26 : 251-295, pls 6-8.
- 1880. — Supplément à la monographie du genre *Ringicula*, Deshayes. *Journal de Conchyliologie* 28 : 150-181, pls 5, 6.
- 1883. — Deuxième supplément à la monographie du genre *Ringicula*, Deshayes. *Journal de Conchyliologie* 30 : 200-215, pl. 9.
- 1889. — Catalogue des coquilles recueillies, par M. Pavie, dans le Cambodge et le Royaume de Siam, et description d'espèces nouvelles. *Journal de Conchyliologie* 37 : 121-199, pls 6-9.
- Nordsieck F. 1972. — *Die europäischen Meeresschnecken (Opisthobranchia mit Pyramidellidae, Rissoacea)*. Fischer, Stuttgart, 327 p.
- Nordsieck F. & García-Talavera F. 1979. — *Moluscos marinos de Canarias y Madeira (Gastropoda)*. Aula de Cultura de Tenerife, Santa Cruz de Tenerife, 208 p., 47 pls.
- Odlner N. H. 1934. — The Nudibranchiata. *British Antarctic ("Terra Nova") Expedition, 1910. Natural History Report. Zoology* 7: 229-310, pls 1-3.
- O'Donoghue H. 1929. — Zoological results of the Cambridge Expedition to the Suez Canal, 1924. 38. Report on the Opisthobranchiata. *Transactions of the Zoological Society of London* 22: 713-841.
- Oliveira P. d' 1895. — Opisthobranches du Portugal de la collection de M. Paulino d'Oliveira. *Instituto de Coimbra* 42: 5-29.
- Orbigny A. d' 1834-1846. — *Voyage dans l'Amérique Méridionale exécuté pendant les années 1826, 1827, 1828, 1829, 1830, 1831, 1832 et 1833*, volume 5, part 3. Bertrand, 758 p., Paris. P. 73-128 (1834), p. 185-376 (1837) & pls 5-7 (1835), pls 18, 19, 22 (1835). [For dates see Sherborn & Griffin, 1934, *Annals & Magazine of natural history* 13: 130-134.]
- Ortea J. 1978. — Una nueva especie de *Doto* del Norte de España. *Revista de la Facultad de Ciencias de la Universidad de Oviedo* 17-19: 389-392.
- 1979a. — Nota preliminar sobre *Rioselleolis anadoni* n. gen., n. sp., un nuevo Aeolidaceo (Mollusca: Opisthobranchia) capturado en Ribadesella, Asturias, España. *Suplemento de Ciencias, Boletín del Instituto de Estudios Asturianos* 24: 131-141.
- 1979b. — Dos nuevas especies ibéricas de *Onchidoris* (Mollusca: Opisthobranchia: Doridacea) colectadas en Asturias. *Suplemento de Ciencias, Boletín del Instituto de Estudios Asturianos* 24: 167-175.
- 1979c. — Deux nouveaux Doridi[e]ns (Mollusca, Nudibranchiata) de la côte nord d'Espagne. *Bulletin du Muséum national d'Histoire naturelle* (4) 1, A : 575-583.
- 1980. — Una nueva especie de *Enbranchus* (Mollusca: Opisthobranchia) de Tenerife, Islas Canarias. *Revista de la Facultad de Ciencias de la Universidad de Oviedo (Serie Biología)* 20-21: 169-176.
- 1982a. — Moluscos Opisthobranchios de las Islas Canarias. Primera parte: Ascoglossos. *Boletín del Instituto Español de Oceanografía* 6: 180-199.
- 1982b. — Una nueva especie de *Doto* (Mollusca, Dendronotacea) de las Islas Comores. *Cahiers de Biologie Marine* 23 : 1-7.
- 1982c. — A new *Favorinus* (Nudibranchia: Acolidoidea) from the Canary Islands. *The Nautilus* 96: 45-48.
- 1990. — El género *Geitodoris* Bergh, 1891 (Mollusca: Nudibranchia) en las Islas Canarias. *Revista de la Academia Canaria de Ciencias* 2: 99-120.
- 1995. — Estudio de las especies atlánticas de *Paradoris* Bergh, 1884 (Mollusca: Nudibranchia: Discodorididae) recolectadas en las Islas Canarias. *Avicennia* 3: 5-27.
- Ortea J. & Ballesteros M. 1981. — A new Doridacea from the Iberian and Balearic littoral: *Geitodoris bonasi* n. sp. *Journal of Molluscan Studies* 47: 337-342.
- 1982. — Sobre algunos *Onchidoris* Blainville, 1816 (Mollusca, Opisthobranchia, Doridacea) del litoral ibérico. *Investigación Pesquera* 46: 239-254.

- Ortea J. & Bouchet P. 1983. — Un nuevo Goniodorididae (Mollusca: Nudibranchiata) de las Islas Canarias. *Vienaea* 12 (1-2): 49-54, 2 figs.
- 1989. — Description de deux nouveaux *Doto* de Méditerranée Occidentale (Mollusca, Nudibranchia). *Bollettino Malacologico* 24 : 261-268.
- Ortea J. & Llera E. 1981. — Un nuevo Dórido (Mollusca: Nudibranchiata) de la Isla Isabel, Nayarit, México. *Iberus* 1: 47-51.
- Ortea J. & Pérez-Sánchez J. 1982. — Una nueva especie de *Doto* Oken, 1815 (Mollusca: Opisthobranchia: Dendronotacea) de las Islas Canarias. *Iberus* 2: 79-83.
- 1983. — Dos Chromodorididae "violeta" del Atlántico Nordeste. *Vienaea* 12: 61-74.
- Ortea J., Pérez-Sánchez J. & Llera E. 1982. — Moluscos Opisthobranchios recolectados durante el Plan de Bentos Circuncario. Doridacea, 1. *Cuadernos del Crinias* 3: 1-48, pls 1, 2.
- Ortea J., Valdés A. & García-Gómez J. C. — 1996. Revisión de las especies atlánticas de la familia Chromodorididae (Mollusca: Nudibranchia) del grupo cromático azul. *Avicennia* suplemento 1: 1-165.
- Pallary P. 1904. — Addition à la faune malacologique du Golfe de Gabès. *Journal de Conchyliologie* 52 : 212-248, pl. 7.
- Philippi R. A. 1836. — *Enumeratio molluscorum Siciliae cum viventium tum in tellure tertiaria fossilium quae in itinere suo observavit*. Schropp, Berlin, 303 p., 28 pls.
- Pruyot-Fol A. 1933. — Mission Robert Ph. Dollfus en Égypte. Opisthobranchiata. *Mémoires de l'Institut d'Égypte* 21 : 89-159.
- 1934a. — Les Doridiens de Cuvier publiés dans les Annales du Muséum en 1804. Étude critique et historique. *Journal de Conchyliologie* 78 : 209-261.
- 1934b. — Les Opisthobranches de Quoy et Gaimard. *Archives du Muséum d'Histoire naturelle* (6) 11 : 13-89, pl. 1.
- 1950. — Le genre *Thecacera* Fleming, 1828 et une espèce nouvelle : *Thecacera darwini*. *Journal de Conchyliologie* 90 : 48-52.
- 1951. — Étude des Nudibranches de la Méditerranée. *Archives de Zoologie Expérimentale et Générale* 88 : 1-79, pls 1-4.
- 1952. — Un nouveau Nudibranche de la Méditerranée : *Phyllidia aurata* n. sp. *Bulletin de la Société Zoologique de France* 77 : 408-411.
- 1954. — Étude d'une petite collection d'Opisthobranches d'Océanie Française. *Journal de Conchyliologie* 94 : 3-30.
- 1955. — Les Armínidae (Pleurphyllidiidae ou Diphyllidiidae) des anciens auteurs. *Bulletin du Muséum national d'Histoire naturelle* (2) 27 : 462-468.
- 1956a. — Un Aeolidien nouveau des mers tropicales : *Aeolidiopsis ransoui* n.g., n.sp. *Bulletin du Muséum national d'Histoire naturelle* (2) 28 : 228-231.
- 1956b. — Révision de la famille des Phyllidiidae. *Journal de Conchyliologie* 96 : 55-80.
- 1957. — Révision de la famille des Phyllidiidae, 2. *Journal de Conchyliologie* 97 : 104-135, pl. 1.
- 1963. — Deux très rares nudibranches de la Méditerranée. *Bulletin de la Société Zoologique de France* 87 : 566-569.
- Quatrefages A. de 1843. — Résultats de quelques recherches relatives à des animaux invertébrés faites à Saint-Vaast-la-Hougue (Extrait d'une note de M. de Quatrefages). *Comptes rendus hebdomadaires des Séances de l'Académie des Sciences* 16 : 31.
- 1844. — Mémoire sur les Gastéropodes Phlébentérés (Phlebeuterata Nob.), ordre nouveau de la classe des Gastéropodes, proposé d'après l'examen anatomique et physiologique des genres Zéphyrine (*Zephyrina* Nob.), Actéon (*Acteon* Oken), Actéonie (*Acteoninae* Nob.), Amphorine (*Amphorina* Nob.), Pavois (*Pelta* Nob.), Chalide (*Chalidis* Nob.). *Annales des Sciences Naturelles* (3) 1 : 129-183, pls 3-6.
- Quoy J. & Gaimard J. 1824. — *Voyage autour du monde, entrepris par ordre du Roi, sous le ministère et conformément aux instructions de S. Exc. M. le Vicomte de Bouchage, secrétaire d'État au département de la marine, exécuté sur les corvettes de S. M. "l'Uranie" et la "Physicienne", pendant les années 1817, 1818, 1819 et 1820*, Zoologie, volume 2: 1-712 & Atlas, pls 1-96. Ainé, Paris.
- 1832-1833. — *Voyage de découvertes de "l'Astrolabe" exécuté par ordre du Roi, pendant les années 1826-1827-1828-1829, sous le commandement de M. J. Dumont d'Urville*, Zoologie, Tatu, Paris. Volume 2 : 1-320 (1832), 321-686 (1833) & Atlas, 26 pls (1833).
- Rampal J. 1997. — *Clio oblonga* n. sp. (Mollusque, Gastéropode, Euthécosome, Cavoliniidae, Clionae) fossile de thanatocoenoses quaternaires de la Méditerranée. *Géologie méditerranéenne*, 23 (3-4) : 175-185, pl. 1.
- Rang S. 1827. — Description d'une espèce d'*Hyalé* à l'état fossile. *Mémoires de la Société d'Histoire naturelle de Paris* 3 : 382, 383.
- 1828a. — Notice sur quelques Mollusques nouveaux appartenant à la classe des Pétopodes. *Annales des Sciences Naturelles* 13 : 302-319, pls 17, 18.
- 1828b. — *Histoire Naturelle des Aplysiens. Première famille de l'Ordre des Tectibranches*. Didot, Paris, 83 p., 24 pls.
- 1829a. — *Manuel de l'Histoire Naturelle des Mollusques et de leurs coquilles, ayant pour base de classification celle de M. le Baron Cuvier*. Roret, Paris, 390 p., 8 pls.
- 1829b. — Description de cinq espèces de coquilles fossiles appartenant à la classe des Pétopodes. *Annales des Sciences Naturelles* 16 : 492-499, pl. 19.
- Rapp W. L. 1827. — Über das Molluskengeschlecht *Doris* und Beschreibung einiger neuer Arten dessel-

- ben. *Novi Acta Academiae Caesareae Leopoldino-Carolinae Germanicae Naturae Curiosorum* 13: 516-522, pls 26, 27.
- Risbec J. 1928. — Contribution à l'étude des Nudibranches néo-calédoniens. *Faune des Colonies Françaises* 2 : 1-328, pls 1-12.
- 1953. — Mollusques Nudibranches de la Nouvelle-Calédonie. *Faune de l'Union Française* 15 : 1-189.
- 1956. — Nudibranches du Viet-nam. *Archives du Muséum national d'Histoire naturelle* (7) 4 : 5-34, pls 1-22.
- Risso A. 1818. — Mémoire sur quelques Gastéropodes nouveaux, Nudibranches et Tectibranches observés dans la mer de Nice. *Journal de Physique, de Chimie, d'Histoire naturelle et des Arts* 87 : 368-377.
- 1826. — *Histoire Naturelle des principales productions de l'Europe Méridionale et particulièrement de celles des environs de Nice et des Alpes Maritimes*, volume 4. Levrault, Paris, 439 p., 12 pls.
- Rochebrune A. T. de 1883. — Diagnoses de Mollusques nouveaux propres à la Sénégambie. *Bulletin de la Société Philomatique de Paris* (7) 8 : 177-182.
- 1894. — Diagnoses de formes nouvelles appartenant au genre *Ceratosoma*. *Le Naturaliste* (2) 8 : 55.
- 1895. — Diagnoses de Mollusques nouveaux, provenant du voyage de M. Diguët en Basse-Californie. *Bulletin du Muséum d'Histoire naturelle* 1 : 239-243.
- Rochebrune A. T. de & Mabille J. 1889. — *Mission Scientifique du Cap Horn, 1882-1883*, Mollusques, volume 6. Gauthier-Villars, Paris, 143 p., 9 pls.
- Rolán E., Rolán-Álvarez E. & Ortea J. 1991. — Sobre la captura en Galicia (NO de España) de *Tritonia hombergi* Cuvier, 1803 y *Babakina anadoni* (Ortea, 1979) comb. nov. (Mollusca: Nudibranchia). *Iberus* 10: 113-117.
- Rosso J.-C. & Saubade A.-M. 1985. — Sur deux *Ringicula* nouveaux (Mollusca, Opisthobranchia, Pleurocoela) des dépôts quaternaires immergés du plateau continental sénégalais au sud de la presqu'île de Cap Vert. *Bollettino Malacologico* 21 : 301-308.
- Rudman W. B. 1972a. — On *Melanochlamys* Cheeseman, 1881, a genus of the Aglajidae (Opisthobranchia: Gastropoda). *Pacific Science* 26: 50-62.
- 1972b. — The herbivorous opisthobranch genera *Phanerophthalmus* A. Adams and *Smaragdinella* A. Adams. *Proceedings of the Malacological Society of London* 40: 189-210.
- 1980. — Aeidid opisthobranch molluscs (Glaucidae) from the Indian Ocean and the southwest Pacific. *Zoological Journal of the Linnean Society* 68: 139-172.
- 1982. — The Chromodorididae (Opisthobranchia: Mollusca) of the Indo-West Pacific: *Chromodoris quadricolor*, *C. lineolata* and *Hypselodoris nigrolineata* colour groups. *Zoological Journal of the Linnean Society* 76: 183-241.
- 1984. — The Chromodorididae (Opisthobranchia: Mollusca) of the Indo-West Pacific: a review of the genera. *Zoological Journal of the Linnean Society* 81: 115-273.
- 1986a. — The Chromodorididae (Opisthobranchia: Mollusca) of the Indo-West Pacific: the genus *Glossodoris* Ehrenberg (= *Cassella*, H. et A. Adams). *Zoological Journal of the Linnean Society* 86: 101-184.
- 1986b. — The Chromodorididae (Opisthobranchia: Mollusca) of the Indo-West Pacific: *Nonnea purpurea* and *Chromodoris decora* colour groups. *Zoological Journal of the Linnean Society* 86: 309-353.
- 1986c. — The Chromodorididae (Opisthobranchia: Mollusca) of the Indo-West Pacific: *Nonnea flava* colour group. *Zoological Journal of the Linnean Society* 88: 377-404.
- 1987. — The Chromodorididae (Opisthobranchia: Mollusca) of the Indo-West Pacific: *Chromodoris epicuria*, *C. aureopurpurea*, *C. annulata*, *C. coi* and *Risbecia tryoni* colour groups. *Zoological Journal of the Linnean Society* 90: 305-407.
- 1988. — The Chromodorididae (Opisthobranchia: Mollusca) of the Indo-West Pacific: the genus *Ceratosoma* Gray. *Zoological Journal of the Linnean Society* 93: 133-185.
- 1990. — The Chromodorididae (Opisthobranchia: Mollusca) of the Indo-West Pacific: further species of *Glossodoris*, *Thorunna* and the *Chromodoris aureomarginata* colour group. *Zoological Journal of the Linnean Society* 100: 263-326.
- 1991. — Further studies on the taxonomy and biology of the Octocoral-feeding genus *Phyllodesmium* Ehrenberg, 1831 (Nudibranchia: Aeolidioidea). *Journal of Molluscan Studies* 57: 167-203.
- 1995. — The Chromodorididae (Opisthobranchia: Mollusca) of the Indo-West Pacific: further species from New Caledonia and the *Nonnea romeri* colour group. *Molluscan Research* 16: 1-43.
- Rudman W. B. & Willan R. C. 1998. — Opisthobranchia. Introduction: 915-942, in Beesley P. L. et al. (eds), *Mollusca: The southern synthesis. Fauna of Australia*, volume 5B. CSIRO, Melbourne.
- Rüppell E. & Leuckart F. S. 1828. — Neue wirbellose Thiere des rothen Meers: 1-47, pls 1-12, in Rüppell E. (ed.), *Atlas zu der Reise im nördlichen Afrika*. Bröner, Frankfurt am Main.
- Savigny J. C. 1817. — *Description de l'Égypte, ou recueil des observations et des recherches qui ont été faites en Égypte pendant l'expédition de l'armée française, publiée par ordre du gouvernement. Histoire Naturelle, Planches*, volume 2. Imprimerie royale, Paris.
- Souleyet F. L. A. 1852. — Mollusques: 1-664 (1852), pls 1-45 (1846-1849), in Eydoux J. F. T. & Souleyet F. L. A. 1841-1852 (eds), *Voyage autour du monde exécuté pendant les années 1836 et 1837 sur la corvette "La Bonite" commandée par M. Vaillant*

- Capitaine de Vaisseau. Publié par ordre du Gouvernement sous les auspices du Département de la Marine*, volume 2, Zoologie, Bertrand, Paris.
- Spoel S. van der 1967. — *Euthecosomata: A group with remarkable developmental stages (Gastropoda, Pteropoda)*. Noorduijn en Zoon N. V., Gorinchem, 375 p.
- 1976. — *Pseudothecosomata, Gymnosomata and Heteropoda (Gastropoda)*. Bohn, Scheltema & Holkema, Utrecht, 484 p.
- 1987. — *Diacavolinia* nov. gen. separated from *Cavolinia* (Pteropoda, Gastropoda). *Bulletin Zoologisch Museum* 11: 77-79.
- Spoel S. van der, Bleeker J. & Kobayasi H. 1993. — From *Cavolinia longirostris* to twenty-four *Diacavolinia* taxa, with a phylogenetic discussion (Mollusca, Gastropoda). *Bijdragen tot de Dierkunde* 62: 127-166.
- Thompson T. E. 1972. — Observations on *Hexabranhus* from the Australian Great Barrier Reef (Gastropoda: Opisthobranchia). *The Veliger* 15: 1-5.
- Thompson T. E. & Brown G. H. 1984. — *Biology of Opisthobranch Molluscs*, volume 2. The Ray Society, London, 229 p.
- Valdés Á. & Ortea J. 1996. — Review of the family Phyllidiidae in the Atlantic Ocean (Nudibranchia, Doridoidea). *American Malacological Bulletin* 13: 1-9.
- 1997. — Review of the genus *Doriopsilla* Bergh, 1880 (Gastropoda: Nudibranchia) in the Atlantic Ocean. *The Veliger* 40: 240-254.
- Valdés Á., Ortea J., Ávila C. & Ballesteros M. 1996. — Review of the genus *Dendrodoris* Ehrenberg, 1831 (Gastropoda: Nudibranchia) in the Atlantic Ocean. *Journal of Molluscan Studies* 62: 1-31.
- Vayssière A. 1897a. — Description des coquilles de quelques espèces nouvelles ou peu connues de Pleurobranchidés. *Journal de Conchyliologie* 44 : 113-137, pls 4, 5.
- 1897b. — Description de deux espèces nouvelles de Pleurobranchidés. *Journal de Conchyliologie* 44 : 353-356.
- 1900. — Description de deux nouvelles espèces de Pleurobranchidés. *Journal de Conchyliologie* 48 : 8-11.
- 1902. — Opisthobranches du "Talisman" campagne de 1883: 221-270, pls 9-11, in Milne-Edwards A. (ed.), *Expéditions scientifiques du "Travailleur" et du "Talisman" pendant les années 1880, 1881, 1882, 1883*. Masson, Paris.
- 1906a. — Diagnoses génériques de Mollusques Gastéropodes nouveaux rapportés par l'Expédition antarctique du Dr Charcot. *Bulletin du Muséum national d'Histoire naturelle* 12 : 147-149.
- 1906b. — Recherches zoologiques et anatomiques sur les Opisthobranches de la Mer Rouge et du Golfe d'Aden, 1. Les Tectibranches. *Annales de la Faculté des Sciences de Marseille* 16 : 19-90, pls 1-4.
- 1911. — Note sur les Mollusques Nudibranches, Marséniadés et Oncididés recueillis dans le Golfe d'Aden, à Djibouti, par M. Cl. Gravier, en 1904. *Bulletin du Muséum national d'Histoire naturelle* 17 : 442, 443.
- 1912. — Recherches zoologiques et anatomiques sur les Opisthobranches de la Mer Rouge et du Golfe d'Aden 2. Opisthobranches (suite et fin), Marséniadés, Oncididés. *Annales de la Faculté des Sciences de Marseille* 20 (supplément) : 1-157, pls 1-11.
- 1913. — Étude sur quelques Opisthobranches nus rapportés des côtes de la Nouvelle-Zélande par la mission Ch. Bénard en 1908. *Annales de l'Institut océanographique* 8 : 1-15, 1 pl.
- 1917. — Recherches zoologiques et anatomiques sur les Mollusques Amphineures et Gastéropodes (Opisthobranches et Prosobranches) : 1-50, pls 1-4, in Joubin J. (ed.), *Deuxième Expédition Antarctique Française (1908-1910) commandée par le Dr. Jean Charcot*. Masson, Paris.
- 1919. — Recherches zoologiques et anatomiques sur les Mollusques Opisthobranches du Golfe de Marseille, supplément 2. *Annales du Musée d'Histoire naturelle de Marseille, Zoologie* 17 : 55-110, pls 4-6.
- 1926. — Description d'une nouvelle espèce de *Doridium*, le *Dor. seurtii*, provenant du Golfe de Gabès (Tunisie). *Journal de Conchyliologie* 70: 125-128, pl. 13.
- Verany D. B. 1846. — Catalogo degli animali invertebrati marini del Golfo di Genova e Nizza. *Guida di Genova* 1: 89-109, pls 2-4.
- Wägele H. 1985. — The anatomy and histology of *Phyllidia pulviseri* Pruvot-Fol, 1962, with remarks on the three Mediterranean species of *Phyllidia* (Nudibranchia, Doridacea). *The Veliger* 28: 63-79.
- 1990. — Revision of the genus *Austrodoris* Odhner, 1926 (Gastropoda, Opisthobranchia). *Journal of Molluscan Studies* 56: 163-180.
- 1993. — New results on the systematics of nudibranchia (Opisthobranchia, Gastropoda) from the Southern Polar Seas. *Bollettino Malacologico* 29: 181-190.

Submitted on 30 September 1997;
accepted on 22 April 1998.

INDEX

Index of names including family and higher category taxa.
Page number in *italics* refer to illustrations.

ABBREVIATIONS

Aeo Acolidina,
Arm Armina,
Aply Aplysiomorpha,
Ceph Cephalaspidea,
Den Dendronotina,

Dor Doridina,
Nudi Nudibranchia,
Nota Notaspidea,
Saco Sacoglossa,
Thec Thecosomata.

- abyssicola*, *Mamillotylichina* – Cylichnidae (Ceph) 700, 704
acicula, *Crescis* – Cavoliniidae (Thec) 707, 715
ACTEONIDAE 698
adorabilis, *Ringicula* – Ringiculidae (Ceph) 698, 699
AEOLIDIIDAE 731
AEOLIDINA 731
aerugiosa, *Glossodoris* – Chromodorididae (Nudi-Dor) 722
affinis, *Hyalaea* – Cavoliniidae (Thec) 707, 715
africana, *Aceris* – Hamineidae (Ceph) 706, 709
AGLAIIDAE 706
AKERIIDAE 711
alba, *Algarvia* – Glaucidae (Nudi-Aeo) 731
alba, *Aplysiella gravieri* – Aplysiidae (Aply) 711
albofimbria, *Durvilledoris* – Chromodorididae (Nudi-Dor) 722
albonigra, *Phyllidia* – Phyllidiidae (Nudi-Dor) 727
alboranica, *Doris* (?) – *Incertae sedis* (Nudi-Dor) 729
ALDISIDAE 721
amboinici, *Oscanyopsis* – Pleurobranchidae (Nota) 714
anadoni, *Risselleolis* – Glaucidae (Nudi-Aeo) 731
ANASPIDAE 711
angolensis, *Dendrodoris* – Dendrodorididae (Nudi-Dor) 725
angulata, *Hyalaea* – Cavoliniidae (Thec) 715
angulosa, *Cavolina* – Cavoliniidae (Thec) 715
aumilata, *Fulidia* – Acolidiidae (Nudi-Aeo) 731
azorica, *Archidoris tuberculata* – Archidorididae (Nudi-Dor) 719
APLUSTRIDAE 698
APLYSIIDAE 711
APLYSIOMORPHIA 711
arabis, *Bulla* – Hamineidae (Ceph) 706, 709
ARCHIDORIDIDAE 719
arci, *Eubranchia* – Eubranchidae (Nudi-Aeo) 731
ARMINIDAE 730
ARMININA 730
arteoi, *Doto* – Doroidae (Nudi-Den) 730
ascifera, *Aphysia* – Aplysiidae (Aply) 712
ascitica, *Taringa* – Discodorididae (Nudi-Dor) 719
aspera, *Staurodoris* – Dorididae (Nudi-Dor) 718
ASTERONOTIIDAE 721
astesana, *Carsiera* – Cavoliniidae (Thec) 707, 715
atromarginata, *Doris* – Chromodorididae (Nudi-Dor) 722
aurata, *Phyllidia* – Phyllidiidae (Nudi-Dor) 727
aurea, *Doris* – Dendrodorididae (Nudi-Dor) 725
aureola, *Glossodoris* – Chromodorididae (Nudi-Dor) 722
australis, de Ferrussac *Bulla* – Bullidae (Ceph) 703, 708
australis, Quoy et Gaimard *Bulla* – Bullidae (Ceph) .. 703, 708
azorica, *Philina* – Philinidae (Ceph) 706, 707
azoricus, *Actaeon* – Acteonidae (Ceph) 698, 699
bacalladoi, *Geitodoris* – Discodorididae (Nudi-Dor) 719
bacalladoi, *Taringa* – Discodorididae (Nudi-Dor) 720
baetica, *Flabellina* – Flabellinidae (Nudi-Aeo) 731
BAPTODORIDIDAE 719
barentsi, *Coryphella* – Flabellinidae (Nudi-Aeo) 731
bayi, *Fryeria* – Phyllidiidae (Nudi-Dor) 727
berghi, *Phyllidopsis* – Phyllidiidae (Nudi-Dor) 727
bicincta, *Bulla* – Aketidae (Aply) 711
binosi, *Geitodoris* – Discodorididae (Nudi-Dor) 720
borbonica, *Phyllidia* – Phyllidiidae (Nudi-Dor) 727
borbonica, *Prasina* – Julidae (Saco) 710, 711
boucheti, *Carinomadras* – Baptdorididae (Nudi-Dor) 719
boucheti, *Chromodoris* – Chromodorididae (Nudi-Dor) 722
boucheti, *Phyllidopsis* – Phyllidiidae (Nudi-Dor) 727
bourailli, *Acidita* – Glaucidae (Nudi-Aeo) 731
bourgeoisii, *Ringicula* – Ringiculidae (Ceph) 698, 699
bourguignati, *Ringicula* – Ringiculidae (Ceph) 698, 699
braziliana, *Aphysia* – Aplysiidae (Aply) 712
brevis, *Bulla* – Hamineidae (Ceph) 706, 709
britoi, *Chromodoris* – Chromodorididae (Nudi-Dor) 722
brocki, *Berthella* – Pleurobranchidae (Nota) 714
BULLIDAE 708
caledonica, *Ringicula* – Ringiculidae (Ceph) 698, 699
caledonica, *Vayssierra* – Vayssierridae (Nudi-Dor) 718
caledonicum, *Ceniosoma* – Chromodorididae (Nudi-Dor) .. 722
canariensis, *Cylichnina* – Retusidae (Ceph) 702, 705
candidula, *Cylichnina* – Retusidae (Ceph) 702, 705
cantabrica, *Hypselodoris* – Chromodorididae (Nudi-Dor) 722
capensis, *Pleurobranchaeta* – Pleurobranchidae (Nota) 714
carinata, *Doris* – Archidorididae (Nudi-Dor) 719
carinata, *Platydoris* – Platydorididae (Nudi-Dor) 721
cavea, *Phyllidia* – Phyllidiidae (Nudi-Dor) 727
CAVOLINIIDAE 715
ceceris, *Paradoris* – Baptdorididae (Nudi-Dor) 719
CEPHALASPIDEA 698
cerveceriga, *Doto* – Doroidae (Nudi-Den) 730
cenusa, *Tanabja* – Gymnodorididae (Nudi-Dor) 718
chaptalii, *Clodora* – Cavoliniidae (Thec) 707, 715
chaptalii, *Clia* – Cavoliniidae (Thec) 707, 716
CHROMODORIDIDAE 722
cimatuui, *Hypselodoris* – Chromodorididae (Nudi-Dor) 722
cindynceus, *Doto* – Doroidae (Nudi-Den) 730
cirrhifera, *Aphysia* – Aplysiidae (Aply) 712
cirrus, *Pleurobranchus* – Pleurobranchidae (Nota) 714

<i>clava</i> , <i>Cresseis</i> – Cavoliniidae (Thec)	713, 716	<i>fourieri</i> , <i>Bulla</i> – Retusidae (Ceph)	702, 705
<i>clavata</i> , <i>Chromodoris</i> – Chromodorididae (Nudi-Dor)	722	<i>fragata</i> , <i>Dotō</i> – Dotoidae (Nudi-Den)	730
<i>coi</i> , <i>Chromodoris</i> – Chromodorididae (Nudi-Dor)	722	<i>francisci</i> , <i>Guyoniana</i> – Tergipedidae (Nudi-Aeo)	732
<i>communis</i> , <i>Doridopsis</i> – Dendrodorididae (Nudi-Dor)	726	<i>francoisi</i> , <i>Ceratosoma</i> – Chromodorididae (Nudi-Dor)	723
<i>confusa</i> , <i>Discodoris</i> – Discodorididae (Nudi-Dor)	720	<i>francoise</i> , <i>Chromodoris</i> – Chromodorididae (Nudi-Dor)	723
<i>cornuta</i> , <i>Aeolidia</i> – Glaucidae (Nudi-Aeo)	731	<i>francoisi</i> , <i>Risbecia</i> – Chromodorididae (Nudi-Dor)	723
<i>coronata</i> , <i>Doris</i> – Runcinidae (Ceph)	710	<i>fulgurata</i> , <i>Plocamopherus</i> – Polyceridae (Nudi-Dor)	718
<i>crocei</i> , <i>Cylichna</i> - <i>Cylichnidae</i> (Ceph)	700	<i>furva</i> , <i>Dotō</i> – Dotoidae (Nudi-Den)	730
<i>crocei</i> , <i>Pleurobranchus</i> – Pleurobranchidae (Nota)	714	<i>gallica</i> , <i>Bulla</i> – Hamineidae (Ceph)	708, 709
<i>crocei</i> , <i>Ringicula</i> – Ringiculidae (Ceph)	698, 699	<i>gasconii</i> , <i>Hypselodoris</i> – Chromodorididae (Nudi-Dor)	723
<i>cruenta</i> , <i>Doris</i> – Platydorididae (Nudi-Dor)	721	<i>gaudryana</i> , <i>Ringicula</i> – Ringiculidae (Ceph)	698, 699
<i>cryoporos</i> , <i>Bucephalius</i> – Acolididae (Nudi-Aeo)	731	<i>geometrica</i> , <i>Chromodoris</i> – Chromodorididae (Nudi-Dor)	723
<i>cumingi</i> , <i>Umbrella</i> – Umbraculidae (Nota)	710, 714	<i>gardi</i> , <i>Pleurobranchus</i> – Pleurobranchidae (Nota)	715
CYLICHNIDAE	700	<i>gibbosa</i> , <i>Hyalaea</i> – Cavoliniidae (Thec)	713, 716
<i>cymbalon</i> , <i>Bulla</i> – Hamineidae (Ceph)	706, 709	<i>gibbosum</i> , <i>Ceratosoma</i> – Chromodorididae (Nudi-Dor)	723
CYMBULIIDAE	717	<i>girardi</i> , <i>Bulla</i> – Retusidae (Ceph)	702, 707
<i>dactylomela</i> , <i>Aplysia</i> – Aplysiidae (Aply)	712	<i>glauca</i> , <i>Bulla</i> – Smaragdinellidae (Ceph)	708
<i>dangeri</i> , <i>Aeolidia</i> – Glaucidae (Nudi-Aeo)	731	GLAUCIDAE	731
<i>darwini</i> , <i>Buceceris</i> – Goniodorididae (Nudi-Dor)	717	<i>globulosa</i> , <i>Cavolina</i> – Cavoliniidae (Thec)	713, 716
<i>dautzenbergi</i> , <i>Phyllidia</i> – Phyllidiidae (Nudi-Dor)	727	<i>globulosa</i> , <i>Hyalaea</i> – Cavoliniidae (Thec)	713, 716
<i>decorata</i> , <i>Chromodoris</i> – Chromodorididae (Nudi-Dor)	722	<i>gofasi</i> , <i>Hypselodoris</i> – Chromodorididae (Nudi-Dor)	723
<i>delorti</i> , <i>Bulla</i> – Bullidae (Ceph)	708, 709	<i>gofasi</i> , <i>Reticulidia</i> – Phyllidiidae (Nudi-Dor)	727
DENDRODORIDIDAE	725	GONIODORIDIDAE	717
DENDRONOTINA	729	<i>godinieri</i> , <i>Chromodoris</i> – Chromodorididae (Nudi-Dor)	723
<i>desgenettii</i> , <i>Bulla</i> – Retusidae (Ceph)	702, 705	<i>graciliflora</i> , <i>Doris</i> – Dendrodorididae (Nudi-Dor)	726
<i>diffusa</i> , <i>Aeolidia</i> – Glaucidae (Nudi-Aeo)	731	<i>granulatisima</i> , <i>Archidoris</i> – Archidorididae (Nudi-Dor)	719
<i>digueti</i> , <i>Armina</i> – Arminidae (Nudi-Arm)	730	<i>gravieri</i> , <i>Aplysiella</i> – Aplysiidae (Aply)	712
<i>digueti</i> , <i>Pleurobranchus</i> – Pleurobranchidae (Nota)	714	<i>gravieri</i> , <i>Tritoniopsis</i> – Tritoniidae (Nudi-Den)	730
<i>dilatata</i> , <i>Retusa</i> – Retusidae (Ceph)	702, 705	<i>guaneis</i> , <i>Bullaea</i> – Aphistridae (Ceph)	698
DISCODORIDIDAE	719	<i>gula</i> , <i>Plocamopherus</i> – Polyceridae (Nudi-Dor)	718
<i>dollfusi</i> , <i>Glossodoris</i> – Chromodorididae (Nudi-Dor)	722	GYMNODORIDIDAE	718
DORIDIDAE	718	<i>gyneaplata</i> , <i>Phyllidopsis</i> – Phyllidiidae (Nudi-Dor)	728
DORIDINA	717	HAMINEIDAE	706
DORIDAE	730	HERMAEIDAE	711
<i>durosi</i> , <i>Aeolidia</i> – Glaucidae (Nudi-Aeo)	732	<i>betystra</i> , <i>Dendrodoris</i> – Dendrodorididae (Nudi-Dor)	726
<i>ecaudata</i> , <i>Aplysia</i> – Aplysiidae (Aply)	712	HEXABRANCHIDAE	718
<i>edwardsi</i> , <i>Discodoris</i> – Discodorididae (Nudi-Dor)	720	<i>hikuerensis</i> , <i>Rosodoris</i> – Chromodorididae (Nudi-Dor)	723
<i>elegans</i> , <i>Aceris</i> – Akeridae (Aply)	711, 713	<i>hirsuta</i> , <i>Cadlinella</i> – Chromodorididae (Nudi-Dor)	723
<i>elegans</i> , <i>Bertheleminia</i> – Juliidae (Saco)	710, 711	<i>hirundinina</i> , <i>Bulla</i> – Aglajidae (Ceph)	706
<i>elegans</i> , <i>Doris</i> – Chromodorididae (Nudi-Dor)	722	<i>humberti</i> , <i>Tritonia</i> – Tritoniidae (Nudi-Den)	730
<i>episcopalis</i> , <i>Tritonia</i> – Tritoniidae (Nudi-Den)	729	<i>honlani</i> , <i>Phyllidia</i> – Phyllidiidae (Nudi-Dor)	728
<i>erythraeensis</i> , <i>Discodoris</i> – Discodorididae (Nudi-Dor)	720	HYDATINIDAE	698
<i>espinosai</i> , <i>Hypselodoris</i> – Chromodorididae (Nudi-Dor)	723	<i>immonda</i> , <i>Platydoris</i> – Dorididae (Nudi-Dor)	718
EUBRANCHIDAE	731	<i>impeccatus</i> , <i>Meloscapander</i> – Cylichnidae (Ceph)	700, 704
<i>europaea</i> , <i>Roboaera</i> – Gymnodorididae (Nudi-Dor)	718	<i>inca</i> , <i>Aplysia</i> – Aplysiidae (Aply)	712
<i>eximia</i> , <i>Bulla</i> – Aphistridae (Ceph)	698, 699	<i>inflata</i> , <i>Cleodora</i> – Cavoliniidae (Thec)	716
<i>expleta</i> , <i>Aldisa</i> – Aldisidae (Nudi-Dor)	721	<i>inflatum</i> , <i>Balananus</i> – Cavoliniidae (Thec)	716
<i>fava</i> , <i>Tarngat</i> – Discodorididae (Nudi-Dor)	720	<i>insperata</i> , <i>Bulla</i> – Cylichnidae (Ceph)	702
FIONIDAE	732	<i>inversa</i> , <i>Paradoris</i> – Baptdorididae (Nudi-Dor)	719
<i>fischeri</i> , <i>Aceris</i> – Hamineidae (Ceph)	708, 709	<i>joubini</i> , <i>Aeolidia</i> – Glaucidae (Nudi-Aeo)	732
FLABELLINIDAE	731	<i>juissacensis</i> , <i>Ceratosoma</i> – Chromodorididae (Nudi-Dor)	723
<i>flava</i> , <i>Guyonia</i> – Archidorididae (Nudi-Dor)	719	<i>juliata</i> , <i>Aplysia</i> – Aplysiidae (Aply)	712
<i>flava</i> , <i>Phyllidia</i> – Phyllidiidae (Nudi-Dor)	727	JULIIDAE	711
<i>flavomarginata</i> , <i>Hypselodoris</i> – Chromodorididae (Nudi-Dor)	723	KENTRODORIDIDAE	721
<i>fluctifraga</i> , <i>Dotō</i> – Dotoidae (Nudi-Den)	730	<i>kerandrenii</i> , <i>Aplysia</i> – Aplysiidae (Aply)	712
<i>fungosa</i> , <i>Baptdoris</i> – Baptdorididae (Nudi-Dor)	719	<i>konnacensis</i> , <i>Hypselodoris</i> – Chromodorididae (Nudi-Dor)	723
<i>fontandraui</i> , <i>Glossodoris</i> – Chromodorididae (Nudi-Dor)	723	<i>krempfi</i> , <i>Phyllidopsis</i> – Phyllidiidae (Nudi-Dor)	728
<i>fossati</i> , <i>Doridopsis</i> – Dendrodorididae (Nudi-Dor)	726		

<i>laboutei</i> , <i>Noumea</i> – Chromodorididae (Nudi-Dor)	724	<i>oahouensis</i> , <i>Aphysia</i> – Aplysiidae (Aply)	712
<i>lacera</i> , <i>Doris</i> – Hexabranchidae (Nudi-Dor)	718	<i>oblonga</i> , <i>Clio</i> – Cavolinidae	717
<i>lacteola</i> , <i>Hypselodoris</i> – Chromodorididae (Nudi-Dor)	724	<i>ocellata</i> , <i>Phyllidia</i> – Phyllidiidae (Nudi-Dor)	728
<i>laminea</i> , <i>Platydoris</i> – Platydorididae (Nudi-Dor)	721	<i>odhneri</i> , <i>Risbecia</i> – Chromodorididae (Nudi-Dor)	724
<i>lata</i> , <i>Chromodoris</i> – Chromodorididae (Nudi-Dor)	724	<i>odonoghuei</i> , <i>Archidoris</i> – Archidorididae (Nudi-Dor)	719
<i>lemchei</i> , <i>Cylichna</i> – Cylichnidae (Ceph)	702, 704	<i>oehlertae</i> , <i>Ringicula</i> – Ringiculidae (Ceph)	698, 701
<i>lemniscata</i> , <i>Doris</i> – Chromodorididae (Nudi-Dor)	724	<i>oleica</i> , <i>Taringa</i> – Discodorididae (Nudi-Dor)	720
<i>lenticula</i> , <i>Runcina</i> – Runcinidae (Ceph)	710	<i>olivaeformis</i> , <i>Tornatina</i> – Cylichnidae (Ceph)	702, 705
<i>lessonii</i> , <i>Aphysia</i> – Aplysiidae (Aply)	712	ONCHIDORIDIDAE	718
<i>levigata</i> , <i>Hyalea</i> – Cavolinidae (Thec)	713, 717	<i>onubensis</i> , <i>Jorunna</i> – Kentrodorididae (Nudi-Dor)	721
<i>limbata</i> , <i>Doris</i> – Dendrodorididae (Nudi-Dor)	726	<i>orbignii</i> , <i>Hyalea</i> – Cavolinidae (Thec)	717
<i>limbata</i> , <i>Hyalea</i> – Cavolinidae (Thec)	713, 717	<i>orbignyana</i> , <i>Bulla</i> – Hamineidae (Ceph)	704, 708
<i>lineata</i> , <i>Doris</i> – Chromodorididae (Nudi-Dor)	724	<i>ornatissima</i> , <i>Caulina</i> – Chromodorididae (Nudi-Dor)	724
<i>linensis</i> , <i>Eubranchus</i> – Eubranchidae (Nudi-Aeo)	731	<i>osinii</i> , <i>Doris</i> – Chromodorididae (Nudi-Dor)	724
<i>lisi</i> , <i>Ceratostoma</i> – Chromodorididae (Nudi-Dor)	724	<i>ovata</i> , <i>Cymbulia</i> – Cymbullidae (Thec)	717
<i>llerae</i> , <i>Stiliger</i> – Hermaeidae (Saco)	711	<i>ovoides</i> , <i>Bulla</i> – Hamineidae (Ceph)	704, 708
<i>longicauda</i> , <i>Aphysia</i> – Aplysiidae (Aply)	712	OXYNOEIDAE	711
<i>longicauda</i> , <i>Eolidia</i> – Eolidiidae (Nudi-Aeo)	732	<i>paagowmenei</i> , <i>Phlegmodoris</i> – Archidorididae (Nudi-Dor) ..	719
<i>longicauda</i> , <i>Clio</i> – Cavolinidae (Thec)	717	<i>paradoxa</i> , <i>Eolidina</i> – Eolidiidae (Nudi-Aeo)	731
<i>lophatus</i> , <i>Thorybopus</i> – Dorididae (Nudi-Dor)	718	<i>passieri</i> , <i>Ringicula</i> – Ringiculidae (Ceph)	700, 701
<i>lozanoi</i> , <i>Ercolania</i> – Hermaeidae (Saco)	711	<i>pauluciae</i> , <i>Ringicula</i> – Ringiculidae (Ceph)	700, 701
<i>lutea</i> , <i>Archidoris maculata</i> – Discodorididae (Nudi-Dor) ..	720	<i>peleneeri</i> , <i>Doriopsilla</i> – Dendrodorididae (Nudi-Dor)	726
<i>lutea</i> , <i>Bulla</i> – Smaragdineidae (Ceph)	708	<i>perezii</i> , <i>Baptodoris</i> – Baptodorididae (Nudi-Dor)	719
<i>labillei</i> , <i>Bulla</i> – Bullidae (Ceph)	708, 709	<i>perforata</i> , <i>Gratodoris</i> – Discodorididae (Nudi-Dor)	720
<i>macrodentaculata</i> , <i>Runcina</i> – Runcinidae (Ceph)	710	<i>perluensis</i> , <i>Terevlyana</i> – Gymtodorididae (Nudi-Dor)	718
<i>maculata</i> , <i>Platydoris</i> – Platydorididae (Nudi-Dor)	721	<i>peronii</i> , <i>Pleurobranchus</i> – Pleurobranchidae (Nota)	715
<i>maculatum</i> , <i>Pleurobranchidium</i> – Pleurobranchidae (Nota) ..	715	<i>perrieri</i> , <i>Haminea</i> – Hamineidae (Ceph)	704, 708
<i>magnifica</i> , <i>Doris</i> – Chromodorididae (Nudi-Dor)	724	<i>perrieri</i> , <i>Pleurobranchus</i> – Pleurobranchidae (Nota)	715
<i>maillardi</i> , <i>Dolabrifera</i> – Aplysiidae (Aply)	712	<i>petalifera</i> , <i>Aphysia</i> – Aplysiidae (Aply)	714
<i>malaciana</i> , <i>Hypselodoris</i> – Chromodorididae (Nudi-Dor) ..	724	<i>petiti</i> , <i>Cylichna</i> – Cylichnidae (Ceph)	702, 705
<i>malzani</i> , <i>Acteon</i> – Acteonidae (Ceph)	698, 699	PHILINIDAE	706
<i>manillatus</i> , <i>Pleurobranchus</i> – Pleurobranchidae (Nota)	715	PHYLLIDIIDAE	727
<i>marchadi</i> , <i>Jorunna</i> – Kentrodorididae (Nudi-Dor)	721	<i>picta</i> , <i>Doris</i> – Chromodorididae (Nudi-Dor)	724
<i>mariei</i> , <i>Ringicula</i> – Ringiculidae (Ceph)	698, 701	<i>picta</i> , <i>Polycera</i> – Polyceridae (Nudi-Dor)	718
MIAMIRIDAE	721	<i>pilosa</i> , <i>Hapkinsia</i> – Goniodorididae (Nudi-Dor)	717
<i>millepunctata</i> , <i>Bulla</i> – Cylichnidae (Ceph)	702, 704	<i>pirulina</i> , <i>Ringicula</i> – Ringiculidae (Ceph)	700, 701
<i>milneedwardsi</i> , <i>Philine</i> – Philinidae (Ceph)	706, 707	PLACOBANCHIDAE	711
<i>minima</i> , <i>Dendrodoris</i> – Dendrodorididae (Nudi-Dor)	726	PLATYDORIDIDAE	721
<i>minutula</i> , <i>Ringicula</i> – Ringiculidae (Ceph)	698, 701	<i>pleei</i> , <i>Aphysia</i> – Aplysiidae (Aply)	714
<i>mirabilis</i> , <i>Tornatina</i> – Cylichnidae (Ceph)	702, 705	PLEUROBRANCHIDAE	714
<i>modesta</i> , <i>Bulla</i> – Bullidae (Ceph)	709, 710	<i>poindimiei</i> , <i>Aeolidia</i> – Glaucidae (Nudi-Aeo)	732
<i>mollis</i> , <i>Doriopsis</i> – Dendrodorididae (Nudi-Dor)	726	<i>poirieri</i> , <i>Microlophus</i> – Tritoniidae (Nudi-Den)	730
<i>mollis</i> , <i>Paradoris</i> – Baptodorididae (Nudi-Dor)	719	<i>polycerelloides</i> , <i>Bermudella</i> – Goniodorididae (Nudi-Dor) ..	717
<i>molli</i> , <i>Mexichromis</i> – Chromodorididae (Nudi-Dor)	724	POLYCERIDAE	718
<i>mongii</i> , <i>Bulla</i> – Hamineidae (Ceph)	704, 708	<i>ponteleviensis</i> , <i>Ringicula</i> – Ringiculidae (Ceph)	700, 701
<i>monilifera</i> , <i>Philine</i> – Philinidae (Ceph)	706, 707	<i>praecleara</i> , <i>Autopella</i> – Zephyriidae (Nudi-Arm)	730
<i>montrouzieri</i> , <i>Jhorunna</i> – Chromodorididae (Nudi-Dor) ..	724	<i>priestii</i> , <i>Eubranchus</i> – Eubranchidae (Nudi-Aeo)	731
<i>moreletorum</i> , <i>Acteon</i> – Acteonidae (Ceph)	698	<i>pretea</i> , <i>Aphysia</i> – Aplysiidae (Aply)	714
<i>moreletorum</i> , <i>Cylichna</i> – Cylichnidae (Ceph)	702	<i>pulchella</i> , <i>Ringicula</i> – Ringiculidae (Ceph)	700, 701
<i>muniaimi</i> , <i>Hypselodoris</i> – Chromodorididae (Nudi-Dor) ..	724	<i>pultzeri</i> , <i>Phyllidia</i> – Phyllidiidae (Nudi-Dor)	728
<i>nayarita</i> , <i>Peltodoris</i> – Discodorididae (Nudi-Dor)	720	<i>pullata</i> , <i>Glossodoris</i> – Chromodorididae (Nudi-Dor)	724
<i>naharanguensis</i> , <i>Aldisa</i> – Aldisidae (Nudi-Dor)	721	<i>punctata</i> , <i>Doris</i> – Dendrodorididae (Nudi-Dor)	726
<i>nigra</i> , <i>Phyllidia</i> – Phyllidiidae (Nudi-Dor)	728	<i>pusilla</i> , <i>Hypselodoris</i> – Chromodorididae (Nudi-Dor)	725
<i>nigropunctata</i> , <i>Doriopsis</i> – Dendrodorididae (Nudi-Dor) ..	726	<i>pusillina</i> , <i>Tornatina</i> – Cylichnidae (Ceph)	702, 705
NOTASPIDEA	714	<i>pustulosa</i> , <i>Doris</i> – Chromodorididae (Nudi-Dor)	725
<i>notiperda</i> , <i>Discodoris</i> – Discodorididae (Nudi-Dor)	720	<i>pustulosa</i> , <i>Phyllidia</i> – Phyllidiidae (Nudi-Dor)	728
<i>noumeae</i> , <i>Platydoris</i> – Platydorididae (Nudi-Dor)	721	<i>quadriplicata</i> , <i>Ringicula</i> – Ringiculidae (Ceph)	700, 703
<i>noumeensis</i> , <i>Ringicula</i> – Ringiculidae (Ceph)	698, 701	<i>quinca</i> , <i>Aglaja</i> – Aglajidae (Ceph)	706
<i>nudata</i> , <i>Aphysia</i> – Aplysiidae (Aply)	712	<i>quoyi</i> , <i>Baeolidia</i> – Aeolidiidae (Nudi-Aeo)	731
NUBIBRANCHIA	717		

<i>racemosa</i> , <i>Dendrodoris</i> – Dendrodorididae (Nudi-Dor)	726	<i>striata</i> , <i>Creseis</i> – Cavoliniidae (Thec)	713, 717
<i>racemosa</i> , <i>Dota</i> – Dotidae (Nudi-Den)	730	<i>suggens</i> , <i>Trevelyan</i> – Gymnodorididae (Nudi-Dor)	718
<i>rangii</i> , <i>Hyalea</i> – Cavoliniidae (Thec)	713, 717	<i>symmetricus</i> , <i>Glossodoris</i> – Chromodorididae (Nudi-Dor) ..	725
<i>ransoni</i> , <i>Acolidiopsis</i> – Acolidiidae (Nudi-Aeo)	731		
<i>ransoni</i> , <i>Glossodoris</i> – Chromodorididae (Nudi-Dor)	725	<i>tenerifensis</i> , <i>Cylichnina</i> – Retusidae (Ceph)	706, 707
<i>reticulata</i> , <i>Doris</i> – Chromodorididae (Nudi-Dor)	725	<i>terenida</i> , <i>Aplysia</i> – Aplysiidae (Aply)	714
<i>reticulata</i> , <i>Onchidoris</i> – Onchidorididae (Nudi-Dor)	718	TERGIPEDIDAE	732
RETUSIDAE	702	<i>triquani</i> , <i>Ringicula</i> – Ringiculidae (Ceph)	700, 703
<i>rhopalicum</i> , <i>Ceratostoma</i> – Chromodorididae (Nudi-Dor) ..	725	THECOSOMATA	715
<i>rigida</i> , <i>Spongiodoris</i> – <i>Incertae sedis</i> (Nudi-Dor)	729	<i>tongata</i> , <i>Aplysia</i> – Aplysiidae (Aply)	714
RINGICULIDAE	698	TORNATINIDAE	700
<i>romeri</i> , <i>Naumea</i> – Chromodorididae (Nudi-Dor)	725	<i>tournoyeri</i> , <i>Ringicula</i> – Ringiculidae (Ceph)	700, 703
<i>rosea</i> , <i>Doriopsis</i> – Dendrodorididae (Nudi-Dor)	726	<i>tricolor</i> , <i>Doris</i> – Chromodorididae (Nudi-Dor)	725
<i>rosea</i> , <i>Melibe</i> – Scyllacidae (Nudi-Den)	730	<i>tridactyla</i> , <i>Onchidoris</i> – Onchidorididae (Nudi-Dor)	718
<i>rosi</i> , <i>Discodoris</i> – Discodorididae (Nudi-Dor)	720	<i>trilineata</i> , <i>Phyllidia</i> – Phyllidiidae (Nudi-Dor)	728, 729
<i>rosidae</i> , <i>Ringicula</i> – Ringiculidae (Ceph.)	700	TRITONIDAE	729
<i>roussellae</i> , <i>Ringicula</i> – Ringiculidae (Ceph)	700	<i>tritorquis</i> , <i>Taringa</i> – Discodorididae (Nudi-Dor)	721
<i>rubens</i> , <i>Discodoris</i> – Discodorididae (Nudi-Dor)	720	<i>trouilloti</i> , <i>Chromodoris</i> – Chromodorididae (Nudi-Dor)	725
<i>rufa</i> , <i>Aplysia</i> – Aplysiidae (Aply)	714	<i>trunca</i> , <i>Aeolidia</i> – Glaucidae (Nudi-Aeo)	732
<i>rufopunctata</i> , <i>Dendrodoris</i> – Dendrodorididae (Nudi-Dor) ..	726	<i>truncatella</i> , <i>Cylichna</i> – Retusidae (Ceph)	706, 707
<i>rugosa</i> , <i>Graviersi</i> – Miamuridae (Nudi-Dor)	721	<i>tuberculata</i> , <i>Phyllidia</i> – Phyllidiidae (Nudi-Dor)	729
RUNCINIDAE	710	<i>tuberculosa</i> , <i>Doris</i> – Dendrodorididae (Nudi-Dor)	727
		UMBRACULIDAE	714
SACOGLOSSA	711	<i>uncinata</i> , <i>Hyalea</i> – Cavoliniidae (Thec)	713, 717
<i>salleana</i> , <i>Ringicula</i> – Ringiculidae (Ceph)	700	<i>undulata</i> , <i>Glossodoris</i> – Chromodorididae (Nudi-Dor)	725
<i>sandwichiensis</i> , <i>Doris</i> – Hexabranchidae (Nudi-Dor)	718	<i>unguifera</i> , <i>Aplysia</i> – Aplysiidae (Aply)	714
<i>savignyi</i> , <i>Goniodoris</i> – Goniodorididae (Nudi-Dor)	717	<i>ust.</i> , <i>Dota</i> – Dotidae (Nudi-Den)	730
<i>savignyi</i> , <i>Ringicula</i> – Ringiculidae (Ceph)	700, 703		
<i>scabra</i> , <i>Doris</i> – Platydorididae (Nudi-Dor)	721	<i>vagabunda</i> , <i>Tornatella</i> – Acteonidae (Ceph)	698, 699
<i>scaphandroides</i> , <i>Roxania</i> – Cylichnidae (Ceph)	702, 705	<i>varicosa</i> , <i>Phyllidia</i> – Phyllidiidae (Nudi-Dor)	729
<i>schembrii</i> , <i>Doris</i> – Archidorididae (Nudi-Dor)	719	<i>vaysierei</i> , <i>Archidoris</i> – Archidorididae (Nudi-Dor)	719
<i>schlumbergeri</i> , <i>Ringicula</i> – Ringiculidae (Ceph)	700, 703	<i>vayssierei</i> , <i>Pleurobranchaea</i> – Pleurobranchidae (Nota)	715
<i>schrammi</i> , <i>Tridactna</i> – Placobranchidae (Saco)	711	VAYSSIERIIDAE	718
SCYLLAEIDAE	730	<i>verconiformis</i> , <i>Naumea</i> – Chromodorididae (Nudi-Dor)	725
<i>secunda</i> , <i>Bulla</i> – Bullidae (Ceph)	709, 710	<i>vericolor</i> , <i>Chromodoris</i> – Chromodorididae (Nudi-Dor)	725
<i>senegalensis</i> , <i>Dendrodoris</i> – Dendrodorididae (Nudi-Dor) ..	726	<i>vericilata</i> , <i>Placida</i> – Hermacidae (Saco)	711
<i>senegalensis</i> , <i>Ringicula</i> – Ringiculidae (Ceph)	700, 703	<i>villafraanca</i> , <i>Doris</i> – Chromodorididae (Nudi-Dor)	725
<i>sereni</i> , <i>Phyllidia</i> – Phyllidiidae (Nudi-Dor)	728	<i>villersii</i> , <i>Bulla</i> – Cylichnidae (Ceph)	702, 705
<i>seurati</i> , <i>Doridium</i> – Aglajidae (Ceph)	706	<i>violacea</i> , <i>Aeolidia</i> – Glaucidae (Nudi-Aeo)	732
<i>sieboldii</i> , <i>Lophocercus</i> – Oxynoeidae (Saco)	711	<i>violacea</i> , <i>Goniodoris</i> – Goniodorididae (Nudi-Dor)	717
<i>simplex</i> , <i>Bulla</i> – Retusidae (Ceph)	706, 707	<i>viridis</i> , <i>Bulla</i> – Smaragdinellidae (Ceph)	708
<i>smaragdina</i> , <i>Aldisa</i> – Aldisidae (Nudi-Dor)	722	<i>vitreus</i> , <i>Favornus</i> – Glaucidae (Nudi-Aeo)	732
SMARAGDINELLIDAE	708	<i>volata</i> , <i>Bulla</i> – Cylichnidae (Ceph)	702, 705
<i>solea</i> , <i>Doris</i> – Asteronotidae (Nudi-Dor)	721		
<i>sordida</i> , <i>Doris</i> – Discodorididae (Nudi-Dor)	720	<i>waldae</i> , <i>Cylichnium</i> – Hamineidae (Ceph)	704, 708
<i>sordidata</i> , <i>Doris</i> – Discodorididae (Nudi-Dor)	720	<i>xicoi</i> , <i>Hypselodoris</i> – Chromodorididae (Nudi-Dor)	725
<i>souverbii</i> , <i>Lobiger</i> – Oxynoeidae (Saco)	710, 711	ZEPHYRINIDAE	730
<i>spirata</i> , <i>Acera</i> – Akeridae (Aply)	711, 713		
<i>spongilla</i> , <i>Platydoris</i> – Platydorididae (Nudi-Dor)	721		
<i>stomascuta</i> , <i>Platydoris</i> – Platydorididae (Nudi-Dor)	721		
<i>striata</i> , <i>Aplysia</i> – Aplysiidae (Aply)	714		